



A VOTRE SERVICE DEPUIS 1995

HFS GROUP

Taillepied 44, 1095 Lutry
direction@healthsport.ch
+41 21 903 57 67
www.healthsport.ch

Aménagement Médical 1





Index

04 Trolleys for hospital wards



06	Star line
30	Twister line
46	Light line
56	Millennium line
66	Luxury line
78	Service line

90 Laundry and cleaning trolley



92	Linen line
106	Wire trolleys line
114	Waste and cleaning line

122 Trolleys for electromedical equipments



132 Stretchers and couches



134	Stretchers
142	Couches and examination tables

158 Examination room furniture



172 Cabinets



184 Stools



192 Stainless steel line



216 IV poles



228 Wheelchairs





The background of the page is a photograph of a modern building's interior. It features a large, light-colored concrete wall on the left and a series of vertical white bars or columns that create a grid-like pattern. The floor is made of light-colored tiles, and the overall atmosphere is bright and airy, with natural light coming from the right side.

Trolleys for hospital wards



Star line

- Structure made of powder-coated steel
- Worktop made of self-extinguishing ABS with raised edges
- Drawers made of powder-coated steel running on telescopic slides
- Standard centralized key lock
- Anti-trauma ABS push handle
- Shock absorbent technopolymer bumpers to prevent from turning over
- Swivel castors, diam. 125 mm, 2 lockable
- Available drawers height:
mm 100, 150, 200, 250, 300, 350, 400
- Configurable with a variety of accessories

Materials

powder-coated steel
abs

Drawers colours



green



sky
blue



yellow



red



white

Frame colours



grey



Genius

Emergency trolley

Materials	Powder-coated steel
Dimensions	810x600x1470h mm
Standard configuration	2 drawers h 75 mm 1 drawer h 100 mm 1 drawer h 150 mm 2 drawers h 200 mm 2 antistatic castors
Accessories	Defibrillator tray IV pole CPR backboard Holder for oxygen cylinder Catheter holder Knee-operated waste bin



Paediatric Genius

Emergency trolley

Broselow tape

Materials	Powder-coated steel
Dimensions	810x600x1470h mm
Standard configuration	4 drawers H 75 mm 5 drawers H 100 mm 2 antistatic castors
Accessories	Defibrillator tray IV pole CPR backboard Holder for oxygen cylinder Catheter holder Knee-operated waste bin





Genius Plus

Emergency trolley

Materials	Powder-coated steel
Dimensions	810x600x1470h mm
Standard configuration	2 drawers H 100 mm 2 drawers H 150 mm 1 drawer H 200 mm 1 side drawer H 100 mm with key lock 2 antistatic castors
Accessories	Defibrillator tray IV pole CPR backboard Holder for oxygen cylinder Catheter holder Knee-operated waste bin



Alfa 01

Procedure trolley

Materials	Powder-coated steel
Dimensions	810x600x1110h mm
Standard configuration	1 drawer H 100 mm 2 drawers H 150 mm 2 drawers H 200 mm
Accessories	Pull-up worktop Knee-operated waste bin





Alfa 01 Plus

Procedure trolley

Materials	Powder-coated steel
Dimensions	750x600x1110h mm
Standard configuration	Standard configuration: 2 drawers H 100 mm 1 drawer H 200 mm 2 drawers H 150 mm 1 side drawer H 100 mm with key lock
Accessories	Knee-operated waste bin



Alfa 01/A

Procedure trolley

Materials	Powder-coated steel
Dimensions	810x600x1110h mm
Standard configuration	2 drawers H 150 mm 1 compartment closed by 1 door H 500 mm with inner shelf (key lock available upon request)
Accessories	Pull-up worktop Knee-operated waste bin Medicine cup dispenser





Alfa 01/PV

Medication trolley
for medicine distribution trays

Materials	Powder-coated steel
Dimensions	630x600x1110h mm
Standard configuration	1 compartment closed by door with inner slides
Accessories	Pull-up worktop Medicine distribution trays



Alfa 23

Procedure trolley

Materials	Powder-coated steel
Dimensions	1040x600x1110h mm
Standard configuration	2 drawers H 100 mm 4 drawers H 150 mm 4 drawers H 200 mm
Accessories	Pull-up worktop Knee-operated waste bin Medicine cup dispenser



Alfa 23/V

Procedure trolley

Materials	Powder-coated steel
Dimensions	1040x600x1110h mm
Standard configuration	1 drawer H 100 mm 2 drawers H 150 mm 2 drawers H 200 mm 2 open compartments H 390 mm
Accessories	Pull-up worktop Knee-operated waste bin Medicine cup dispenser



Alfa 23/L

Procedure trolley

Materials	Powder-coated steel
Dimensions	1040x600x1110h mm
Standard configuration	1 drawer H 100 mm 2 drawers H 150 mm 2 drawers H 200 mm
Accessories	Pull-up worktop Knee-operated waste bin Medicine cup dispenser





Alfa 23/L Plus

Procedure trolley

Materials	Powder-coated steel
Dimensions	980x600x1110h mm
Standard configuration	2 drawers H 100 mm 1 drawer H 200 mm 2 drawers H 150 mm 1 side drawer H 100 mm with key lock
Accessories	Knee-operated waste bin



Alfa 23/PC

Medication trolley for ISO baskets

Materials	Powder-coated steel
Dimensions	900x600x1110h mm
Standard configuration	1 compartment closed by plastic roll door Equipped with thermoformed sides for the insertion of ISO baskets



Alfa 23/Pc 2

Medication trolley for ISO baskets

Materials	Powder-coated steel
Dimensions	820x600x1620h mm
Standard configuration	1 compartment closed by aluminium roll door Equipped with thermoformed sides for the insertion of ISO baskets



Endocar

Endoscope trolley

Materials	Powder-coated steel
Dimensions	710x600x1350h mm
Standard configuration	1 drawer H 100 mm 2 drawers H 150 mm 2 drawers H 200 mm Side cabinet with 2 endoscopes holders



Omega

Medicine trolley

Materials	Powder-coated steel
Dimensions	810x600x1700h mm
Standard configuration	1 drawer H 100 mm 2 drawers H 150 mm 2 drawers H 200 mm Upstand with 5+4 tilt bins
Accessories	Pull-up worktop Knee-operated waste bin Catheter holder



Omega Plus

Medicine trolley

Materials	Powder-coated steel
Dimensions	1040x600x1700h mm
Standard configuration	2 drawers H 100 mm 4 drawers H 150 mm 4 drawers H 200 mm Upstand with 5+4 tilt bins
Accessories	IV pole Pull-up worktop Knee-operated waste bin Catheter holder Sterilization container Bottle and vial holder





Mini

Patient chart trolley

Materials	Powder-coated steel
Dimensions	670x630x1070h mm
Standard configuration	1 compartment closed by sliding worktop It is equipped with rails for the positioning of maximum 20 hanging files 3 drawers H 150 mm PVC corner bumpers



M i nidelta

Patient chart trolley

Materials	Powder-coated steel
Dimensions	670x630x1070h mm
Standard configuration	1 compartment closed by sliding worktop It is equipped with rails for the positioning of maximum 20 hanging files 1 drawer H 410 mm equipped with rails for the positioning of maximum 20 hanging files PVC corner bumpers





Delta

Patient chart trolley

Materials	Powder-coated steel
Dimensions	1030x650x950h mm
Standard configuration	1 compartment closed by sliding worktops It is equipped with rails for the positioning of maximum 50 hanging files 1 drawer H 100 mm 1 drawer H 150 mm PVC corner bumpers



Delta 2

Patient chart trolley

Materials	Powder-coated steel
Dimensions	1030x650x950h mm
Standard configuration	1 compartment closed by folding worktops It is equipped with rails for the positioning of maximum 50 hanging files 1 drawer H 100 mm 1 drawer H 150 mm PVC corner bumpers





Zeta

Patient chart trolley

Materials	Powder-coated steel
Dimensions	1000x650x1200h mm
Standard configuration	1 compartment closed by sliding worktops It is equipped with rails for the positioning of maximum 30 hanging files 1 compartment closed by hinged doors It is equipped with 12 adjustable plastic dividers PVC corner bumpers



Lexikon

Patient chart trolley

Materials	Powder-coated steel
Dimensions	700x500x950h mm
Standard configuration	2 drawers H 100 mm 1 drawer H 350 mm for the positioning of maximum 20 hanging file 1 side drawer H 100 mm PVC corner bumpers



Beta small

Patient chart trolley

Materials	Powder-coated steel
Dimensions	1000x650x1200h mm
Standard configuration	1 drawer 2 compartments closed by retractable doors They are equipped with adjustable plastic dividers for positioning up to 10 charts each one PVC corner bumpers



Beta medium

Patient chart trolley

Materials	Powder-coated steel
Dimensions	900x600x1450h mm
Standard configuration	1 side drawer H 100 mm with key lock 2 compartments closed by roll door They are equipped with adjustable plastic dividers for positioning up to 12 charts each one





Beta large

Patient chart trolley

Materials	Powder-coated steel
Dimensions	1000x650x1200h mm
Standard configuration	1 drawer 2 compartments closed by hinged doors They are equipped with adjustable plastic dividers for positioning up to 13 charts each one PVC corner bumpers



Beta extra large

Patient chart trolley

Materials	Powder-coated steel
Dimensions	1100x630x1200h mm
Standard configuration	1 side drawer with key lock 2 compartments closed by aluminium roll door They are equipped with adjustable plastic dividers for positioning up to 16 charts each one PVC corner bumpers



Unit-dose Medication trolley

Materials	Powder-coated steel
Dimensions	610x600x1110h mm
Standard configuration	8 drawers H 100 mm for the positioning of small and big unit dose baskets



Unit-dose D-U Medication trolley

Materials	Powder-coated steel
Dimensions	610x600x1110h mm
Standard configuration	3 drawers H 100 mm for the positioning of small and big unit dose baskets 1 drawer H 200 mm 1 drawer H 300 mm





Unit-dose D-A

Medication trolley

Materials	Powder-coated steel
Dimensions	610x600x1300h mm
Standard configuration	8 drawers H 100 mm for the positioning of small and big unit dose baskets 1 drawer H 200 mm



Unit-dose P-O

Medication trolley

Materials	Powder-coated steel
Dimensions	610x600x1300h mm
Standard configuration	1 removable compartment provided with unit dose baskets 3 drawers for the positioning of small and big unit dose baskets





Unit-dose Dual Medication trolley

Materials	Powder-coated steel
Dimensions	670x480x1300h mm
Standard configuration	9 dual-sided drawers H 100 mm for the positioning of unit dose baskets Each drawer contains 4+4 baskets; 4 can be used from right side, 5 from left side



Unit-dose Plus Medication trolley

Materials	Powder-coated steel
Dimensions	1200x600x1060h mm
Standard configuration	2 compartments with 8 drawers each one for the positioning of small and big unit dose baskets





Unit-dose Plus D-U

Medication trolley

Materials	Powder-coated steel
Dimensions	1200x600x1060h mm
Standard configuration	<p>LEFT SIDE</p> <p>8 drawers for the positioning of small and big unit dose baskets</p> <p>RIGHT SIDE S</p> <p>2 drawers for the positioning of small and big unit dose baskets</p> <p>1 drawer H 100 mm</p> <p>2 drawers H 150 mm</p> <p>1 drawer H 200 mm</p>



Help

Utility trolley

Materials	Powder-coated steel
Dimensions	700x460x820h mm
Standard configuration	3 drawers H 100 mm





Accessories upon request



60501

Adjustable and 360° swivel tray for defibrillator



6060

Set of straps for defibrillator tray



SPT

Breakaway lock



6064

Pack of red and numbered security seals



CH

Centralized key-lock



CH/EL

Electronic lock



60663

Holder for oxygen cylinder with straps



Oxygen cylinder with regulator

6066 capacity 3 lt
60661 capacity 5 lt
60662 capacity 7 lt



Knee-operated waste bin

6042 capacity 10 lt
60423 capacity 15 lt



Accessories upon request



6067
Holder for sharps containers



60490
Shelf for special waste containers



6041
Height-adjustable IV pole with 4 hooks



70120
CPR backboard



6061
Compartment for suction machine



6062
MINIASPEED suction machine



6063
Multiple socket with power cable

73076
Type G



Removable s/s worktop cover

6074/01 for Alfa 01, Omega, Genius
6074/23 for Alfa 23, Omega Plus



60491
Side storage compartment

**CFS134.10**

Side compartment for documents

**60493**

Medicine cup dispenser

**6046-A**

Catheter holder

**6043**

Pull-up worktop

**60497**

Rechargeable battery-operated lamp

**6047**

Rechargeable battery-operated X-ray film viewer

**6044**

Upstand with 5+4 tilt bins

**6099**

Upstand with 5 tilt bins + 1 ABS shelf with compartments

**60000**

Upstand for suture boxes (30 compartments)

Accessories upon request



Drawers dividers system

Available in different heights



6045

Sterilization container complete with support



6073

Holder for collection jar



60498

Holder for kidney-shaped bowls



6075

Accessory rail



5771

Ampoule opener



CFS134.135P

ABS glove dispenser



CFS134.35I3

Triple glove dispenser



CFS134.02.00

ABS bottle and vial holder

60499

Epoxy-painted steel bottle and vial holder



Medication bin with 2 dividers

4532 dim. 94x400x82 h mm
4530 dim. 188x400x82 h mm
4533 dim. 103x168x75 h mm
(only for Unit-dose Dual trolley)



Hanging file folder

6049 A4 size
6048 size 470x390



ISO baskets

4073 dim. 600x400x50 h mm
4074 dim. 600x400x100 h mm
4075 dim. 600x400x200 h mm



Twister line

- Bearing frame made of powder-coated steel
- Side and rear panels made of technopolymer
- Worktop made of technopolymer with raised edges
- Technopolymer pull-out additional worktop
- Drawers made of moulded technopolymer running on telescopic slides
- Standard centralized key lock
- Anti-trauma ABS push handle
- Shock absorbent technopolymer bumpers to prevent from turning over
- Swivel castors, Ø 125 mm, 2 lockable
- Available drawers height: mm 75, 150, 300
- Configurable with a variety of accessories

Materials

powder-coated steel,
technopolymer

Drawers colours



green



blue



yellow



orange



grey

Frame colours



charcoal
grey



white



Tornado Small Emergency trolley

Materials	Technopolymer
Dimensions	750x650x1080h mm
Standard configuration	3 drawers H 150 mm 1 drawer H 300 mm 2 antistatic castors
Accessories	Breakaway lock Defibrillator ray t IV pole p CPR backboard b Side compartment for suction machine Holder for oxygen cylinder Catheter holder h



Tornado Large Iso Emergency trolley

Materials	Technopolymer
Dimensions	850x600x1060h mm
Standard configuration	3 ISO drawers dim. 600x400x140 h mm 1 ISO drawer dim. 600x400x280 h mm
Accessories	4 removable side compartments Defibrillator ray t IV pole p Holder for oxygen cylinder Catheter holder h



Ulisse

Emergency trolley

Materials	Technopolymer
Dimensions	750x650x1080h mm
Standard configuration	3 steel drawers H 100 mm 1 steel drawer H 200 mm 1 steel drawer H 250 mm top cavity compartment closed by plexiglass panel, that can be used as CPR backboard
Accessories	Defibrillator tray IV pole Holder for oxygen cylinder Catheter holder



Tornado Small

Procedure trolley

Materials	Technopolymer
Dimensions	750x650x1080h mm
Standard configuration	3 drawers H 150 mm 1 drawer H 300 mm



Tornado Small Medicine trolley

Materials	Technopolymer
Dimensions	750x650x1080h mm
Standard configuration	3 drawers H 150 mm 1 drawer H 300 mm upstand with 5+4 tilt bins
Accessories	3 tilt side storage compartments c



Tornado Large Iso Procedure trolley

Materials	Technopolymer
Dimensions	850x650x1080hmm
Standard configuration	3 ISO drawers dim. 600x400x140 h mm 1 ISO drawer dim. 600x400x280 h mm
Accessories	4 removable side compartments





Ciclone Small

Procedure trolley

Materials	Technopolymer
Dimensions	850x650x1080h mm
Standard configuration	6 drawers H 150 mm 2 drawers H 300 mm



Ciclone Medium

Procedure trolley

Materials	Technopolymer
Dimensions	1100x650x1080h mm
Standard configuration	6 drawers H 150 mm 2 drawers H 300 mm





Ciclone Medium

Medicine trolley

Materials	Technopolymer
Dimensions	1100x650x1080h mm
Standard configuration	6 drawers H 150 mm 2 drawers H 300 mm upstand with 5+4 tilt bins
Accessories	3 tilt side storage compartments Pedal-operated waste bin



Ciclone Large

Procedure trolley

Materials	Technopolymer
Dimensions	1160x650x1080h mm
Standard configuration	6 drawers H 150 mm 2 drawers H 300 mm





Storm Procedure trolley

Materials	Technopolymer
Dimensions	750x650x1080h mm
Standard configuration	2 steel drawers H 100 mm 2 steel drawers H 150 mm 1 steel drawer H 250 mm



Storm Plus Procedure trolley

Materials	Technopolymer
Dimensions	1100x650x1080h mm
Standard configuration	3 steel drawers H 150 mm 1 steel drawer H 300 mm
Accessories	3 tilt side storage compartments





Mistral

Patient chart trolley

Materials	Technopolymer
Dimensions	840x670x1080h mm
Standard configuration	1 compartment closed by sliding worktop It is equipped with rails for the positioning of maximum 20 hanging files 1 steel drawer H 460 mm equipped with rails for the positioning of maximum 20 hanging files PVC corner bumpers



Ghibli

Patient chart trolley

Materials	Technopolymer
Dimensions	840x670x1080h mm
Standard configuration	1 compartment closed by sliding worktop. It is equipped with rails for the positioning of maximum 20 hanging files 3 drawers H 150 mm PVC corner bumpers



Breeze

Patient chart trolley

Materials	Technopolymer
Dimensions	850x650x1080h mm
Standard configuration	2 steel drawers H 350 mm equipped with rails for the positioning of maximum 20 hanging files each one



Euros

Patient chart trolley

Materials	Technopolymer
Dimensions	850x650x1080h mm
Standard configuration	1 drawers H 140 mm 1 compartment closed by hinged doors. It is equipped with 12 adjustable plastic dividers each one PVC corner bumpers





Zephiro

Medication trolley

Materials	Powder-coated steel
Dimensions	750x650x1080h mm
Standard configuration	7 drawers H 100 mm for the positioning of small and big unit dose baskets



Zephiro/C

Medication trolley

Materials	Powder-coated steel
Dimensions	750x650x1080h mm
Standard configuration	4 drawers H 100 mm for the positioning of small and big unit dose baskets 2 steel drawers H 150 mm





Accessories upon request



60501

Adjustable and 360° swivel tray
for defibrillator



6060

Set of straps for defibrillator tray



SPT

Breakaway lock



6064

Pack of red and numbered security seals



70104

Holder for oxygen cylinder with straps



Oxygen cylinder with regulator

6066 capacity 3 lt

60661 capacity 5 lt

60662 capacity 7 lt



60421/T

Pedal-operated waste bin



Knee-operated waste bin

6042 capacity 10 lt

60423 capacity 15 lt



6067

Holder for sharps containers

Accessories upon request



60490
Shelf for special waste containers



6041
Height-adjustable IV pole with 4 hooks



70118
Removable side storage compartment



70119
Tilt side storage compartment



70117
Compartment for suction machine



6062
MINIASPEED suction machine



6063
Multiple socket with power cable

73076
Type G



Removable s/s worktop cover

6074/T for Tornado, Storm, Zephiro
6074/C for Ciclone, Storm Plus
6074/I for Tornado Iso, Breeze,
Euros, Ciclone Small



70120
CPR backboard




6046-A
Catheter holder



6045
Sterilization container complete
with support



60498
Holder for kidney-shaped bowls



CFS134.02.00
ABS bottle and vial holder



60493
Medicine cup dispenser



5771
Ampoule opener



6044
Upstand with 5+4 tilt bins



6099
Upstand with 5 tilt bins + 1 ABS shelf
with compartments



60000
Upstand for suture boxes
(30 compartments)



Accessories upon request



60497
Rechargeable battery- operated lamp



6047
Rechargeable battery- operated X-ray film viewer



6075
Accessory rail



Drawer dividers system
Available in different heights



CFS134.35P
Glove dispenser



CFS134.35I3
Triple glove dispenser



CH/EL
Electronic lock



Hanging file folder
6049 A4 size
6048 size 470x390



Medication bin with 2 dividers
4532 dim. 94x400x82 h mm
4530 dim. 188x400x82 h mm




Light line

- Structure made of powder-coated steel
- Worktop made of self-extinguishing ABS with raised edges
- Technopolymer pull-off additional worktop
- Drawers made of powder-coated steel running on telescopic slides
- Standard centralized key lock
- Anti-trauma ABS push handle
- Shock absorbent technopolymer bumpers to prevent from turning over
- Swivel castors, Ø 125 mm, 2 lockable
- Available drawers height :
mm 100, 150, 200, 250, 300, 350, 400
- Configurable with a variety of accessories

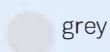
Materials

powder-coated steel,
ABS, technopolymer

Drawers colours



Frame colours







ALV600500

Procedure trolley

Materials	Powder-coated steel
Dimensions	800x640x1100h mm
Standard configuration	1 drawer h 100 mm 2 drawers h 150 mm 2 drawers h 200 mm



ALV600520

Procedure trolley

Materials	Powder-coated steel
Dimensions	800x640x1100h mm
Standard configuration	3 drawers h 100 mm 2 drawers h 150 mm 2 large drawers h 250 mm





ALV600630

Procedure trolley

Materials	Powder-coated steel
Dimensions	800x640x1100h mm
Standard configuration	5 drawers H 200 mm 1 compartment closed by 1 door H 600 mm with inner shelf



ALV600730

Procedure trolley

Materials	Powder-coated steel
Dimensions	800x640x1100h mm
Standard configuration	6 drawers H 200 mm 1 large drawer H 200 mm





ALV900210

Procedure trolley

Materials	Powder-coated steel
Dimensions	980x640x1100h mm
Standard configuration	1 drawer H 200 mm 1 compartment closed by 2 door H 600 mm with inner shelf 4 drawers H 200 mm



ALV900310

Procedure trolley

Materials	Powder-coated steel
Dimensions	980x640x1100h mm
Standard configuration	2 drawers H 100 mm 1 drawer H 150 mm 1 drawer H 200 mm 1 drawer H 250 mm





ALV900330

Procedure trolley

Materials	Powder-coated steel
Dimensions	980x640x1100 h mm
Standard configuration	4 drawers H 150 mm 2 drawers H 200 mm 2 drawers H 300 mm



ALV900400

Procedure trolley

Materials	Powder-coated steel
Dimensions	980x640x1100 mm
Standard configuration	2 drawers H 100 mm 4 drawers H 150 mm 4 drawers H 200 mm





Accessories upon request



60501
Adjustable 360° swivel tray for defibrillator



6060
Set of straps for defibrillator tray



SPT
Breakaway lock



6064
Pack of red and numbered security seals



60663
Holder for oxygen cylinder with straps



Oxygen cylinder with regulator

6066 capacity 3 lt
60661 capacity 5 lt
60662 capacity 7 lt



60421
Pedal-operated waste bin



Knee-operated waste bin,
6042 capacity 10 lt
60423 capacity 15 lt



6067
Holder for sharps containers

**60490**

Shelf for special waste containers

**6041**

Height-adjustable IV pole with 4 hooks

**70120**

CPR backboard

**6063**

Multiple socket with power cable

**6061**

Compartment for suction machine

**6062**

MINIASPEED suction machine

73076
Type G

Removable S/S worktop cover

6074/01 for ALV600**6074/23** for ALV900**60491**

Side storage compartment

**CFS134.10**

Side compartment for documents



Accessories upon request



60493
Medicine cup dispenser



6046-A
Catheter holder



60497
Rechargeable battery-operated lamp



6047
Rechargeable battery-operated X-ray film viewer



Drawer dividers system
Available in different heights



6045
Sterilization container complete with support



6073
Holder for correction jar



6044
Upright stand with 5+4 tilt bins



6099
Upright stand with 5 tilt bins + 1 ABS shelf with compartments

**60000**Upstand for suture boxes
(30 compartments)**60498**

Holder for kidney-shaped bowls

**6075**

Accessory rail

**5771**

Ampoule opener

**CFS134.35P**

Glove dispenser

**CFS134.35I3**

Triple glove dispenser

**CFS134.02.00**

ABS Bottle and vial holder



ISO baskets

4073 dim. 600x400x50 h mm**4074** dim. 600x400x100 h mm**4075** dim. 600x400x200 h mm**CH/EL**

Electronic lock

60499

Steel bottle and vial holder




Millenium line

- Bearing frame made of powder-coated steel
- Side panels made of Baydur, created by casting rigid polyurethane foams
- Worktop made of Baydur with raised edges with built-in anti-trauma push handle
- Technopolymer pull-out additional worktop
- Drawers made of moulded technopolymer
- Shock absorbent technopolymer bumpers to prevent from turning over
- Swivel castors, Ø 125 mm, 2 lockable
- Available drawers height: mm 70, 140, 210, 280
- Configurable with a variety of accessories


Materials

powder-coated steel,
Baydur, technopolymer

Drawers colours



Frame colour







Zeus

Emergency trolley

Materials	Baydur
Dimensions	800x620x930h mm
Standard configuration	2 drawers H 70 mm 2 drawers H 140 mm 1 drawer H 210 mm 2 antistatic castors
Accessories	Breakaway lock Defibrillator ray t IV pole p CPR backboard Pedal-operated waste bin Holder for oxygen cylinder Catheter holder h



Zeus

Specialist trolley

Materials	Baydur
Dimensions	800x620x930h mm
Standard configuration	2 drawers H 70 mm 2 drawers H 140 mm 1 drawer H 210 mm 2 side technopolymer compartments 2 antistatic castors



Zeus Plus

Specialist trolley

Materials	Baydur
Dimensions	800x620x930h mm
Standard configuration	2 drawers H 70 mm 2 drawers H 140 mm 1 drawer H 210 mm 1 left side drawer 1 right side steel drawer with key lock for life saving drugs 2 side technopolymer compartments 2 antistatic castors
Accessories	Centralized key lock



Apollo

Specialist trolley

Materials	Baydur
Dimensions	800x620x1130h mm
Standard configuration	3 drawers H 140 mm 2 drawers H 210 mm 3 side technopolymer compartments



Apollo

Medicine trolley

Materials	Baydur
Dimensions	800x620x1720h mm
Standard configuration	3 drawers H 140 mm 2 drawers H 210 mm 3 side technopolymer compartments
Accessories	Upstand with 5+4 tilt bins



Apollo Plus

Medication trolley

Materials	Baydur
Dimensions	800x620x1200h mm
Standard configuration	2 drawers H 70 mm 2 removable compartments provided with 15 unit dose baskets each one 1 right side drawer with key lock for life saving drugs 1 left side steel drawer 3 side technopolymer compartments





Accessories upon request



60501

Adjustable and 360° swivel tray for defibrillator



6060

Set of straps for defibrillator tray



SPT1

Breakaway lock



6064

Pack of red and numbered security seals



H

Centralized key-lock



CH/EL

Electronic lock



60663

Holder for oxygen cylinder with straps



Oxygen cylinder with regulator

6066 capacity 3 lt
60661 capacity 5 lt
60662 capacity 7 lt



60421

Pedal-operated waste bin

Accessories upon request



Knepressed waste bin

6042 capacity 10 lt
60423 capacity 15 lt



6067
 Holder for sharps containers




60490/M
 Shelf for special waste containers



6041
 Height-adjustable IV pole with 4 hooks



70120/Z
 CPR backboard



6061
 Compartment for suction machine



6062
 MINIASPEED suction machine



6063
 Multiple socket with power cable

73076
 Type G



6074/M
 Removable s/s worktop cover



6049
Back storage compartment



60493
Medicine cup dispenser



6046-A
Catheter holder



60497
Rechargeable battery- operated lamp



6047
Rechargeable battery- operated
X-ray film viewer



Drawer dividers system
Available in different heights



6045
Sterilization container complete
with support



6073
Holder for collection jar



6044
Upright stand with 5+4 tilt bins



Accessories upon request



6099
Upstand with 5 tilt bin + 1 ABS shelf
with compartments



60000
Upstand for suture boxes
(30 compartments)



6075
Accessory rail




5771
Ampoule opener



FS134.35P
Glove dispenser



CFS134.35I3
Triple glove dispenser



CFS134.02.00
ABS bottle and vial holder



60499
Steel bottle and vial holder



60498
Holder for kidney-shaped bowls



Luxury line

- Structure made of AISI 304 stainless steel
- Worktop made of self-extinguishing technopolymer with raised edges
- Technopolymer pull-out additional worktop
- Drawers made of AISI 304 stainless steel running on telescopic slides
- Stainless steel or coloured technopolymer drawer fronts
- Standard centralized key lock
- Anti-trauma ABS push handle
- PVC corner bumpers
- Swivel castors, Ø 125 mm, 2 lockable
- Available drawers height: mm 75, 150, 300
- Configurable with a variety of accessories

Materials

stainless steel,
technopolymer,
abs, pvc

Drawers colours



blue



orange



grey



Mini Luxor

Emergency trolley

Materials	Stainless steel
Dimensions	680x630x1100h mm
Standard configuration	3 drawers H 150 mm 1 drawer H 300 mm 3 built-in side storage compartments 1 side built-in oxygen cylinder holder Breakaway lock Defibrillator ray 2 antistatic castors
Accessories	IV pole CPR backboard Knee-operated waste bin Catheter holder Compartment for suction machine



Luxor

Emergency trolley

Materials	Stainless steel, technopolymer
Dimensions	890x630x1040h mm
Standard configuration	3 drawers H 150 mm 1 drawer H 300 mm 3 built-in side storage compartments 1 side built-in oxygen cylinder holder 1 built-in catheter holder Breakaway lock Defibrillator ray 2 antistatic castors
Accessories	IV pole CPR backboard Compartment for suction machine



Luxor Am

MRI Emergency trolley

Materials	Stainless steel
Dimensions	890x630x1040h mm
Standard configuration	Stainless steel worktop 3 drawers H 150 mm 1 drawer H 300 mm 3 built-in side storage compartments c 1 side built-in oxygen cylinder holder h 1 built-in catheter holder Breakaway lock l 2 antistatic castors Defibrillator ray t
Accessories	CPR backboard Compartment or suction machine m f





Mini Comfort

Procedure trolley

Materials	Stainless steel
Dimensions	680x630x1100h mm
Standard configuration	3 drawers H 150 mm 1 drawer H 300 mm 3 built-in side storage compartments
Accessories	Knee-operated waste bin



Comfort

Procedure trolley

Materials	Stainless steel, technopolymer
Dimensions	890x630x1640h mm
Standard configuration	3 drawers H 150 mm 1 drawer H 300 mm 3 built-in side storage compartments 1 built-in catheter holder
Accessories	Knee-operated waste bin Medicine cup dispenser



Comfort plus 4I

Procedure trolley

Materials	Stainless steel
Dimensions	1180x540x1050h mm
Standard configuration	3 stainless steel drawers H 150 mm 1 stainless steel drawer H 300 mm 3 built-in side storage compartments c



Comfort plus 4V

Procedure trolley

Materials	Stainless steel
Dimensions	1180x540x1050h mm
Standard configuration	3 painted stainless steel drawers H 150 mm 1 painted stainless steel drawer H 300 mm 3 built-in side storage compartments c





Comfort plus 8I

Procedure trolley

Materials	Stainless steel
Dimensions	1180x540x1050h mm
Standard configuration	6 stainless steel drawers H 150 mm 2 stainless steel drawer H 300 mm 3 built-in side storage compartments



Comfort plus 8V

Procedure trolley

Materials	Stainless steel
Dimensions	1180x540x1050h mm
Standard configuration	6 painted stainless steel drawers H 150 mm 2 painted stainless steel drawer H 300 mm 3 built-in side storage compartments c



Mini master Medicine trolley

Materials	Stainless steel
Dimensions	680x630x1640h mm
Standard configuration	3 drawers H 150 mm 1 drawer H 300 mm 3 built-in side storage compartments 1 built-in catheter holder Upstand with 4 tilt bins and stainless steel shelf
Accessories	Knee-operated waste bin Catheter holder



Master Medicine trolley

Materials	Stainless steel, technopolymer
Dimensions	890x630x1640h mm
Standard configuration	3 drawers H 150 mm 1 drawer H 300 mm 3 built-in side storage compartments 1 built-in catheter holder Upstand with 4 tilt bins and stainless steel shelf
Accessories	IV pole Knee-operated waste bin Sterilization container





Accessories upon request



60612
Adjustable 360° swivel S/S tray for defibrillator



6060
Set of straps for defibrillator tray



6064
Pack of red and numbered security seals



Oxygen cylinder with regulator

6066 capacity 3 lt
60661 capacity 5 lt
60662 capacity 7 lt



Knee-operated waste bin

6042 capacity 10 lt
60423 capacity 15 lt



6067
Holder for sharps containers



60490
Shelf for special waste containers



6041
Height-adjustable IV pole with 4 hooks



70120
CPR backboard



6063
Multiple socket with power cable

73076
Type G



60611
S/S compartment for suction machine



6062
MINIASPEED suction machine



Removable s/s worktop cover

6074 for Luxor, Master, Comfort
6074/PLUS for Comfort Plus
6074/MDL for Mini Luxor, Mini Master,
Mini Comfort




60493
Medicine cup dispenser



60497
Rechargeable battery-operated lamp



6047
Rechargeable battery-operated X-ray
film viewer



Drawer dividers system
Available in different heights



6045
Sterilization container complete with
support



Accessories upon request



6073
Holder for collection jar



60498
Holder for kidney-shaped bowls



6075
Accessory rail



5771
Ampoule opener



FS134.35I
Glove dispenser



CFS134.35I3
Triple glove dispenser




6044
Upstand with 5+4 tilt bins



6044-1
Upstand with 4 or 5 tilt bins + 1 s/s shelf with compartments



6099
Upstand with 4 or 5 tilt bins + 1 ABS shelf with compartments

**60000**Upstand for suture boxes
(30 compartments)**FS134.02.00**

ABS bottle and vial holder

60499

Steel bottle and vial holder

**CH/EL**

Electronic lock



Service line

- Tubular frame completely made of stainless steel
- Fixed or removable shelves
- Technopolymer or stainless steel drawers running on telescopic slides
- PVC corner bumpers
- Swivel castors, Ø 125 mm, 2 lockable

Materials

stainless-steel, technopolymer





CFS 01F

Service trolley fixed shelves

Materials	Stainless-steel
Dimensions	600 x 500 x 950h mm 800 x 500 x 950h mm 900 x 500 x 950h mm 1000 x 500 x 950h mm 900 x 600 x 950h mm 1000 x 600 x 950h mm 1200 x 600 x 950h mm



CFS 03F

Service trolley fixed shelves

Materials	Stainless-steel
Dimensions	600 x 500 x 950h mm 800 x 500 x 950h mm 900 x 500 x 950h mm 1000 x 500 x 950h mm 900 x 600 x 950h mm 1000 x 600 x 950h mm 1200 x 600 x 950h mm



CFS 01A

Service trolley removable shelves

Materials	Stainless-steel
Dimensions	600 x 400 x 850h mm 800 x 500 x 850h mm 1000 x 600 x 850h mm





CFS 03A

Service trolley removable shelves

Materials	Stainless-steel
Dimensions	600 x 400 x 850 h mm 800 x 500 x 850 h mm 1000 x 600 x 850 h mm



CFS 02

Service trolley

Materials	Stainless-steel
Dimensions	800x550x850h mm
Standard configuration	2 drawers 1 lower shelf



CFS 04

Service trolley

Materials	Stainless-steel
Dimensions	800x550x850h mm
Standard configuration	4 drawers 1 lower shelf



T507020

Dressing trolley

Materials	Stainless-steel
Dimensions	800x550x850h mm
Standard configuration	1 drawer 1 door d



T507025

Dressing trolley

Materials	Stainless-steel
Dimensions	800x550x850h mm
Standard configuration	8 drawers



T507030

Dressing trolley

Materials	Stainless-steel
Dimensions	800x550x850h mm
Standard configuration	4 drawers 2 big drawers





T507035

Dressing trolley

Materials	Stainless-steel
Dimensions	800x550x850h mm
Standard configuration	5 drawers 1 door



T507015

Dressing trolley

Materials	Stainless-steel
Dimensions	800x550x850h mm
Standard configuration	2 drawers 1 big drawer



T507000

Dressing trolley

Materials	Stainless-steel
Dimensions	800x550x850h mm
Standard configuration	4 drawers stainless steel waste bin stainless steel tray





T507310

Dressing trolley

Materials	Stainless-steel
Dimensions	800x550x850h mm
Standard configuration	4 technopolymer drawers



T507325

Dressing trolley

Materials	Stainless-steel
Dimensions	800x550x850h mm
Standard configuration	8 technopolymer drawers



T507300

Dressing trolley

Materials	Stainless-steel
Dimensions	800x550x850h mm
Standard configuration	4 technopolymer drawers
Accessories	stainless steel basin stainless steel waste bin upstand with 5+4 tilt bins



30298

Dressing trolley

Materials	Aluminium
Dimensions	1110x500x970h mm
Standard configuration	aluminium uprights 2 plastic shelves



30300

Dressing trolley

Materials	Aluminium
Dimensions	1110x500x970h mm
Standard configuration	aluminium uprights 3 plastic shelves



CFS 80

Multipurpose trolley

Materials	Chromed steel
Dimensions	840x580x1100h mm
Standard configuration	Chromed steel frame 3 plastic baskets Castors diam. 100 mm





4040

Cylinderrolley

Materials	Powder-coated steel
Dimensions	270x1100 h mm
Standard configuration	Rubber castors diam. 150 mm For cylinders capacity 5/7 lt



4041

Cylinderrolley

Materials	Powder-coated steel
Dimensions	270x1100 h mm
Standard configuration	Rubber castors diam. 150 mm For cylinders capacity 10/14 lt



4042

Cylinderrolley

Materials	Powder-coated steel
Dimensions	450x1250 h mm
Standard configuration	Rubber castors diam. 200 mm For cylinders capacity 40 lt



CFS-CS2

Multipurpose trolley

Materials	Powder-coated steel
Dimensions	1050x600x810h mm
Standard configuration	2 wired sides Castors diam. 140 mm 2 wivel s



CFS-CS3

Multipurpose trolley

Materials	Powder-coated steel
Dimensions	1050x600x810h mm
Standard configuration	3 wired sides Castors diam. 140 mm 2 wivel s



CFS-CH/R

Multipurpose trolley

Materials	Powder-coated steel
Dimensions	1050x600x810h mm
Standard configuration	4 wired sides Castors diam. 140 mm 2 wivel s



CFS-RIB

Multipurpose trolley

Materials	Powder-coated steel
Dimensions	1050x600x810h mm
Standard configuration	3 fixed wired sides 1 foldable wire side Castors diam. 140 mm 2 swivel



CFS-CPL

Multipurpose trolley

Materials	Stainless-steel		
Code	Platform dim.	Castors diam.	Load capacity
4010	800x500	125 mm	300 kg
4011	900x600	140 mm	350 kg
4010	1200x800	200 mm	500 kg



Loading platform

Multipurpose trolley

Materials	Stainless-steel		
Code	Platform dim.	Castors diam.	Load capacity
4016	800x500	125 mm	300 kg
4017	900x600	140 mm	300 kg





Accessories upon request



134.02.00
ABS bottle and vial holder



3070
Stainless steel waste bin



3100
Stainless steel basin



3090
Stainless steel tray



CFS134.35I
Stainless steel glove dispenser

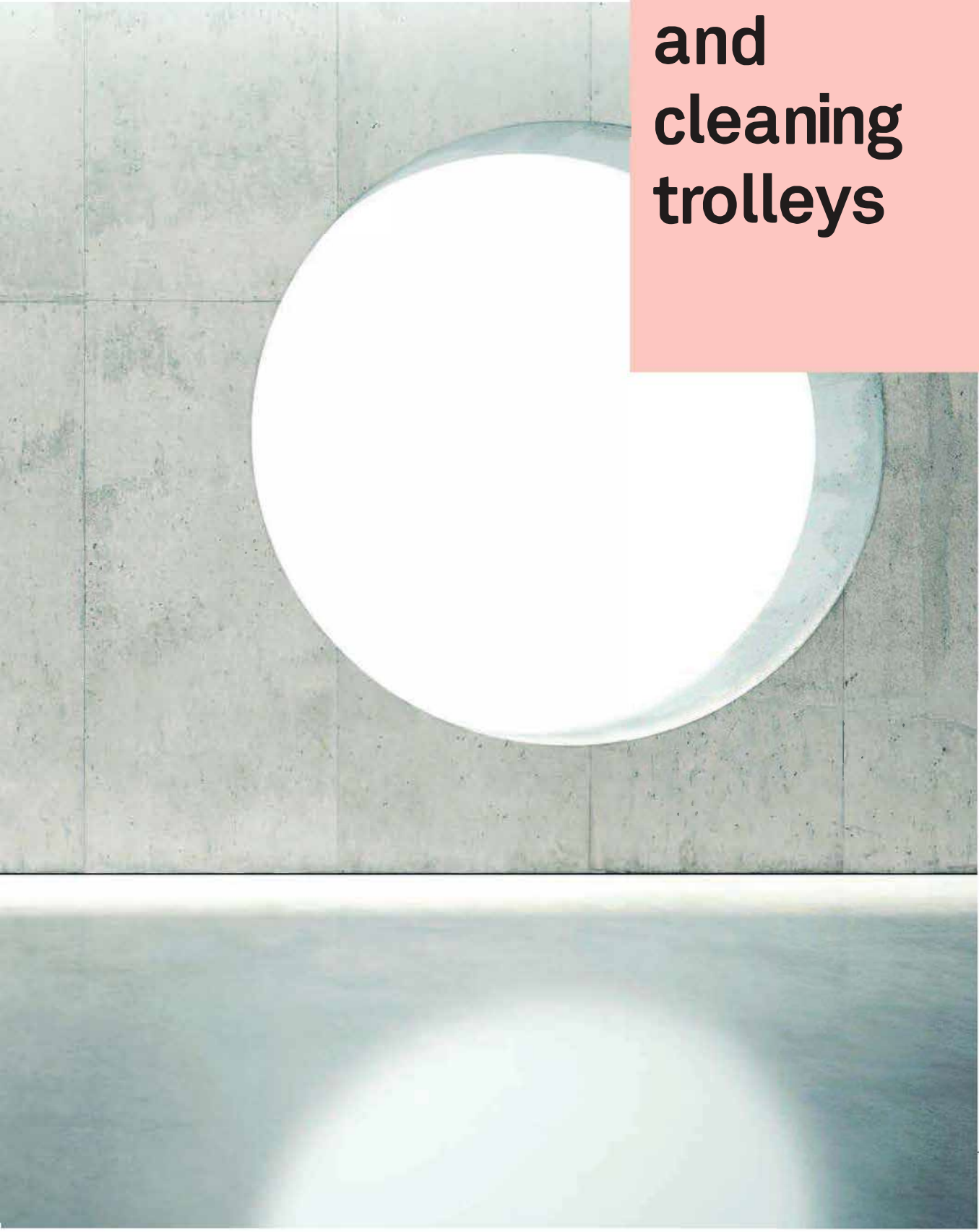


6041
Height-adjustable IV pole with 4 hooks





Laundry and cleaning trolleys





Linen line

This line includes a variety of trolleys for linen collection and distribution. Their functional and sturdy structure and design make them suitable for all environments.

- Structure made of AISI 304 stainless steel
- Different diameter castors, also available with lock
- Corner bumpers
- Linen hampers without lid or with pedal-operated ABS lid

Material

stainless steel

Lid Colors:



red



sky
blue



white



yellow





R1

Single linen hamper

Materials	Stainless steel
Dimensions	450x490x960h mm
Standard configuration	Plastic bag holder Castors diam. 80 mm



R2

Double linen hamper

Materials	Stainless steel
Dimensions	740x490x960h mm
Standard configuration	Plastic bag holders Castors diam. 80 mm



R3

Triple linen hamper

Materials	Stainless steel
Dimensions	1070x490x960h mm
Standard configuration	Plastic bag holders Castors diam. 80 mm





R4

Quadruple linen hamper

Materials	Stainless steel
Dimensions	1340x490x960h mm
Standard configuration	Plastic bag holders Castors diam. 80 mm



R1/AP

Single pedal-operated linen hamper

Materials	Stainless steel
Dimensions	450x500x960h mm
Standard configuration	Plastic bag holder Pedal-operated ABS lid Castors diam. 80 mm



R2/AP

Double pedal-operated linen hamper

Materials	Stainless steel
Dimensions	740x500x960h mm
Standard configuration	Plastic bag holders Pedal-operated ABS lids Castors diam. 80 mm





R3/AP

Triple pedal-operated linen hamper

Materials	Stainless steel
Dimensions	1070x500x960h mm
Standard configuration	Plastic bag holders Pedal-operated ABS lids Castors diam. 80 mm



R4/AP

Quadruple pedal-operated linen hamper

Materials	Stainless steel
Dimensions	1340x500x960h mm
Standard configuration	Plastic bag holders Pedal-operated ABS lids Castors diam. 80 mm



R1/K

Single linen hamper + CIAK

Materials	Stainless steel
Dimensions	830x600x950h mm
Standard configuration	Plastic bag holder Stainless steel CIAK pedal-operated bag holder Castors diam. 80 mm





R2/K

Double linen hamper + CIAK

Materials	Stainless steel
Dimensions	930x600x950h mm
Standard configuration	Plastic bag holders Stainless steel CIAK pedal-operated bag holder Castors diam. 80 mm



R1/APK

Single pedal-operated linen hamper + CIAK

Materials	Stainless steel
Dimensions	830x600x950h mm
Standard configuration	Plastic bag holder Pedal-operated ABS lid Stainless steel CIAK pedal-operated bag holder Castors diam. 80 mm



R2/APK

Double pedal-operated linen hamper + CIAK

Materials	Stainless steel
Dimensions	1100x500x950h mm
Standard configuration	Plastic bag holders Pedal-operated ABS lids Stainless steel CIAK pedal-operated bag holder Castors diam. 80 mm





Ciak

Linen hamper

Materials	Stainless steel
Dimensions	600x500x980h mm
Standard configuration	Pedal-operated opening and closing Stainless steel push handle 2 Castors diam. 80 mm (Available on 4 castors upon request)



Double Ciak

Linen hamper

Materials	Stainless steel
Dimensions	1200x500x980h mm
Standard configuration	Pedal-operated opening and closing Stainless steel push handle Castors diam. 80 mm





Junior

Collection/distribution trolley

Materials	Stainless steel
Dimensions	1000x680x1050h mm
Standard configuration	2 plastic bag holders 3 stainless steel shelves Castors diam. 80 mm



Junior 3F

Collection/distribution trolley

Materials	Stainless steel
Dimensions	1300x680x1050h mm
Standard configuration	3 plastic bag holders 3 stainless steel shelves Castors diam. 80 mm



Junior/AP

Collection/distribution trolley

Materials	Stainless steel
Dimensions	1300x680x1050h mm
Standard configuration	2 plastic bag holders with pedal-operated lids 3 stainless steel shelves Castors diam. 80 mm





Junio /K

Collection/distribution trolley

Materials	Stainless steel
Dimensions	1450x680x1050h mm
Standard configuration	2 plastic bag holders Stainless steel CIAK pedal-operated bag holder 3 stainless steel shelves astors diam. 80 mm



Senior

Collection/distribution trolley

Materials	Stainless steel
Dimensions	1000x680x1140h mm
Standard configuration	2 plastic bag holders Stainless steel cabinet closed by door; equipped with 2 inner shelves astors diam. 80



Senior 3F

Collection/distribution trolley

Materials	Stainless steel
Dimensions	1300x680x1140h mm
Standard configuration	3 plastic bag holders Stainless steel cabinet closed by door; equipped with 2 inner shelves astors diam. 80





Senior 4F

Collection/distribution trolley

Materials	Stainless steel
Dimensions	1500x680x1140h mm
Standard configuration	4 plastic bag holders Stainless steel cabinet closed by door, equipped with 2 inner shelves Castors diam. 80 mm



Senior/AP

Collection/distribution trolley

Materials	Stainless steel
Dimensions	1090x680x1140h mm
Standard configuration	2 plastic bag holders with pedal-operated lid Stainless steel cabinet closed by door, equipped with 2 inner shelves Castors diam. 80 mm



Senior/K

Collection/distribution trolley

Materials	Stainless steel
Dimensions	1090x680x1140h mm
Standard configuration	2 plastic bag holders Stainless steel CIAK pedal-operated bag holder Stainless steel cabinet closed by door, equipped with 2 inner shelves Castors diam. 80 mm





Accessories upon request



Coloured lids

Rectangular plastic ABS lid provided with eyelet for the positioning of any linen trolley. Resistant to shocks and crushes. Available colours: blue, yellow, red, white.



White laundry bags with coloured stripes

Made of water-repellent synthetic fiber. Resistant to high temperatures (up to 250°). Warranted for more than 1500 washes. Provided with rubber ties. Available stripes colours: yellow, red, green, blue, brown.



Coloured laundry bags with coloured stripes

Made of water-repellent synthetic fiber. Resistant to high temperatures (up to 250°). Warranted for more than 1500 washes. Provided with rubber ties. Available colours: yellow, red, green, blue, brown.



Polyester mesh bags

Available in 2 dimensions:
400x600 mm
600x900 mm



Rubber ties

Available colours: blue, red, green, brown.



Senior/L

Linen distribution trolley

Materials	Stainless steel
Dimensions	680x660x1320h mm
Standard configuration	Nobilitated wood cabinet closed by 2 doors with magnetic lock equipped with 1 inner shelf Castors diam. 125 mm



Senior/L-2

Linen distribution trolley

Materials	Stainless steel
Dimensions	680x660x1320h mm
Standard configuration	Nobilitated wood cabinet closed by 2 doors with magnetic lock equipped with 1 inner shelf 1 drawer Castors diam. 125 mm



Senior/L-3

Linen distribution trolley

Materials	Stainless steel
Dimensions	680x660x1320h mm
Standard configuration	Nobilitated wood cabinet closed by 2 doors with magnetic lock equipped with 1 inner shelf 2 drawers Castors diam. 125 mm





Senior S/S

Linen distribution trolley

Materials	Stainless steel
Dimensions	630x500x1140h mm
Standard configuration	3-sided rail on worktop Stainless steel cabinet closed by door with key lock equipped with 2 inner shelves Castors diam. 125 mm



Clean

Linen distribution trolley

Materials	Stainless steel
Dimensions	1010x700x1296h mm
Standard configuration	Stainless steel cabinet closed by 2 doors with key lock equipped with 1 inner shelf Castors diam. 160 mm



Delly

Linen distribution trolley

Materials	Epoxy-painted steel
Dimensions	1010x700x1296h mm
Standard configuration	Epoxy-painted steel cabinet closed by 2 doors with key lock, equipped with 3 inner shelf Castors diam. 125mm





Dirty Transport trolley

Materials	Stainless steel
Dimensions	1350x650x1276h mm
Standard configuration	Foldable top and front panel Drainage bottom tap Stainless steel push handle Castors diam. 160 mm



NF serie Laundry trolley

Materials	Anodized steel
------------------	----------------

Code	
10 NF	1330x730x870 h
20 NF	1160x665x850 h
30 NF	1030 x 630 x 850 h
40 NF	1050 x 530 x 775 h
50 NF	840 x 490 x 650 h



F serie Laundry trolley

Materials	Anodized steel
------------------	----------------

Code	
10 F	1330x730x870 h
20 F	1160x665x850 h
30 F	1030 x 630 x 850 h
40 F	1050 x 530 x 775 h
50 F	840 x 490 x 650 h





20 erie

Laundry trolley with pantograph

Material		Anodized steel	
Code	External dim. (mm)	Load capacity (kg)	Volume (lt)
2030	1500x930x860 h	70	740
2031	1430x730x800 h	65	550
2033	1280x680x800 h	55	455
2035	1030x630x800 h	45	340
2036	950x630x800 h	30	310
2037	1070x430x800 h	30	230



Roll B/A

Laundry trolley

Material		Brass metal	
Dimensions		810x720x1800h mm	
Standard configuration		Steel platform 2 wire mesh panels Adjustable traps Castors diam. 100	s





Roll S/S

Laundry trolley

Materials	Stainless steel
Dimensions	850x650x1750h mm
Standard configuration	Stainless steel platform 2 wire stainless steel panels Castors diam. 160





Wire trolleys line

Wire mesh trolleys system allows to compose fixed or mobile shelves and modular trolleys to satisfy any needs.

- Structure made of chromed steel
- 6 upright heights available
- Wire mesh shelves available in a variety of dimensions
- Swivel castors, diam. 125 mm, 2 lockable
- PVC corner bumpers
- Several accessories available

Materials

chromed steel





CFS 1000

Materials	chr med steel
Dimensions	1500x450x1750h mm
Standard configuration	Uprights 1600 h mm 6 shelves 1500 x 450 mm 15 dividers d



CFS 2000

Materials	chromed steel
Dimensions	1200x450x1750h mm
Standard configuration	Uprights 1600 h mm 2 shelves 1200 x 450 mm Clothes anger h



CFS 3000

Procedure trolley

Materials	chromed steel
Dimensions	900x450x1750h mm
Standard configuration	Uprights 1600 h mm 4 shelves 900 x 450 mm 2 reinforcing rods





CFS 4000 - CFS 6000

Materials	chromed steel
Dimensions	900x450x950h mm
Standard configuration	Uprights 800 h mm 2 push handles
Code	
CFS 4000	trolley with 2 shelves 900 x 450 mm
CFS 6000	trolley with 3 shelves 900 x 450 mm



CFS 5000

Materials	chromed steel
Dimensions	900x450x950h mm
Standard configuration	Uprights 800 h mm 1 shelf 900 x 450 mm 2 push handles



CFS 5000 RIN

Materials	chromed steel
Standard configuration	Uprights 800 h mm 1 reinforced shelf 2 push handles
Available dimensions	900x450x950 h mm 1200x450x950 h mm 1500x450x950 h mm 900x600x950 h mm 1200x600x950 h mm 1500 x 600 x 950 h mm






Uprights

Materials	Chromed steel
Available dimensions	500 h mm 800 h mm 1200 h mm 1600 h mm 1800 h mm 2200 h mm




Shelves

Materials	Chromed steel
Dimensions	450 x 450 h mm 600 x 350 h mm 600 x 450 h mm 600 x 600 h mm 900 x 350 h mm 900 x 450 h mm 900 x 600 h mm 1200 x 350 h mm 1200 x 450 h mm 1200 x 600 h mm 1500 x 450 h mm 1500 x 600 h mm 1800 x 450 h mm 1800 x 600 h mm



Side ledges

Materials	Chromed steel
Dimensions	350 x 100 h mm 450 x 100 h mm 600 x 100 h mm 900 x 100 h mm 1200 x 100 h mm 1500 x 100 h mm 1800 x 100 h mm





Dividers

Materials	Chromed steel
Available dimensions	350 x 200 h mm 450 x 200 h mm 600 x 200 h mm



Handles

Materials	Chromed steel
Dimensions	
Horizontal handles	350 mm, 450 mm, 600mm
Vertical handles	450 mm, 600mm



Clothes hang

Materials	Chromed steel
Available dimensions	600mm 900mm 1200mm 1500mm



Wire drawer

Materials	Chromed steel
Available dimensions	400 x 420 mm





Waste and cleaning line

- Structure made of AISI 304 stainless steel or epoxy painted steel
- Pedal-operated lids
- Available in a variety of capacities

Material

stainless steel or epoxy painted steel





CFS 110

Dimensions 455x420x960h mm

Capacity 110 lt.

Code
CFS 110 AIS stainless steel
CFS 110 L epoxy painted steel



CFS 70

Dimensions 455x420x700h mm

Capacity 70 lt.

Code
CFS 70 AIS stainless steel
CFS 70 L epoxy painted steel



CFS 54 - CFS 30

Materials Stainless steel

Code	External dim.	Capacity
CFS 54 AIS	365x320x830h mm	54 lt.
CFS 30 AIS	315x290x610h mm	30 lt.





RC-Plastic

Materials	Stainless steel Inner removable plastic bucket
------------------	---

Code	External dim.	Capacity
RC-PLASTIC	Ø 250 x 395h mm	12 lt.
RC-PLASTIC 2	Ø 250 x 278h mm	5 lt.



CFS

Materials	Epoxy painted steel Inner removable plastic bucket
------------------	---

Code	External dim.	Capacity
CFS 5 L	Ø 250 x 395h mm	5 lt.
CFS 12 L	Ø 250 x 278h mm	12 lt.
CFS 20 L	Ø 250 x 395h mm	20 lt.
CFS 30 L	Ø 293 x 648h	30 lt.



Plasty

Materials	Plastic – beige colour 2 rear castors
------------------	--

Code	External dim.	Capacity
PLASTY	510x470x930h	90 lt.





CFS 25

Collection trolley

Materials	Plastic
Dimensions	500x640x990h mm
Standard configuration	Round rubber bag holder Castors diam. 80 mm



CFS 45

Collection trolley

Materials	Epoxy-painted steel
Dimensions	580x560x1020h mm
Standard configuration	Round rubber bag holder Castors diam. 80 mm



CFS 75

Collection trolley

Materials	Chromed steel
Dimensions	580x560x1020h mm
Standard configuration	Round rubber bag holder Pedal-operated lid Castors diam. 80 mm





CFS 14

Mop trolley

Materials	Chromed steel
Dimensions	560x400x980h mm
Standard configuration	1 bucket capacity 25 lt. Mop wringer 1 chromium plated basket Castors diam. 80 mm



CFS 36

Mop trolley

Materials	Chromed steel
Dimensions	990x410x880h mm
Standard configuration	2 buckets capacity 25 lt. Mop wringer 1 chromium plated basket Castors diam. 80 mm



CFS 90

Cleaner trolley

Materials	Chromed steel
Dimensions	1050x580x1100h mm
Standard configuration	2 buckets capacity 15 lt. Mop wringer 3 plastic baskets Bag holder Castors diam. 80 mm
Accessories	plastic bag, capacity 120 lt ABS id





CFS 64

Cleaner trolley

Materials	chromed steel
Dimensions	1130x670x1100h mm
Standard configuration	2 buckets capacity 15 lt. Mop wringer 3 chromium plated baskets 2 buckets capacity 12 lt. Bag holder Castors diam. 80 mm
Accessories	plastic bag, capacity 120 lt ABS id l



CFS 40

Cleaner trolley

Materials	Chromed steel
Dimensions	820x510x1050h mm
Standard configuration	2 buckets capacity 12 lt. Mop wringer 1 chromium plated baskets Bag holder Castors diam. 80 mm
Accessories	plastic bag, capacity 120 lt ABS id l



CFS 60

Cleaner trolley

Materials	Chromed steel
Dimensions	1340x660x1100h mm
Standard configuration	2 buckets capacity 15 lt. Mop wringer 2 plastic baskets 4 buckets capacity 6 lt. Bag holder Castors diam. 80 mm
Accessories	plastic bag, capacity 120 lt ABS id l





Trolleys for electro- medical equipments







Non-electric & electric powered trolleys

- Bases, shelves and drawers made of epoxy-painted steel
- Uprights made of anodized aluminium
- Swivel castors diam. 125 mm, 2 lockable
- Height adjustable shelves and drawers
- Electric powered trolleys are equipped with case for wires, multiple socket with 5 IEC sockets, 5 IEC plug wires for instruments;

Materials

epoxy-painted steel,
anodized aluminium

Available modules dimensions:

length 500, depth 420 mm
length 600, depth 500 mm

Available height:

mm 950, 1100, 1450





Modular trolley

Materials	epoxy-painted steel, anodized aluminium	a
Standard configuration	2 shelves	



Modular trolley

Materials	epoxy-painted steel, anodized aluminium	a
Standard configuration	3 shelves	



Modular trolley

Materials	epoxy-painted steel, anodized aluminium	a
Standard configuration	4 shelves	





Modular trolley

Materials	epoxy-painted steel, anodized aluminium
Standard configuration	5 shelves



Modular trolley

Materials	epoxy-painted steel, anodized aluminium
Standard configuration	1 shelf and 1 drawer



Modular trolley

Materials	epoxy-painted steel, anodized aluminium
Standard configuration	2 shelves and 1 drawer





Modular trolley

Materials	epoxy-painted steel, anodized aluminium
Standard configuration	2 shelves and 1 drawer



Modular trolley

Materials	epoxy-painted steel, anodized aluminium
Standard configuration	3 shelves and 1 drawer



Modular trolley

Materials	epoxy-painted steel, anodized aluminium
Standard configuration	4 shelves and 1 drawer





Accessories upon request



Three-sided shelf guardrail

19.011 for trolleys 500x420
19.063 for trolleys 600x500




Pull-out shelf

19.021 for trolleys 500x420
19.023 for trolleys 600x500



19.037

Fairlead bracket



19.101

LCD monitor holder



19.103

Monitor arm 400 mm



19.103-L

Lateral Monitor arm 400 mm



19.105

Monitor arm 600 mm



Accessory rail

19.111 for trolleys 500x420
19.113 for trolleys 600x500



19.121

IV pole with 2 hooks



4062

Trolley for ECG machine

Materials	epoxy-painted steel, anodized aluminium	a
Dimensions	400x440x840h mm	
Standard configuration	Anodized aluminium frame Epoxy-painted steel base 1 steel shelf dim. 350x400 4 paired castors diam. 65 mm, 2 lockable	



4063

Trolley for ECG machine

Materials	epoxy-painted steel, anodized aluminium	a
Dimensions	400x440x840h mm	
Standard configuration	Anodized aluminium frame Epoxy-painted steel base 2 steel shelves dim. 350x400 4 paired castors diam. 65 mm, 2 lockable	





Accessories upon request



4064
ECG machine support arm



4065
Wire basket



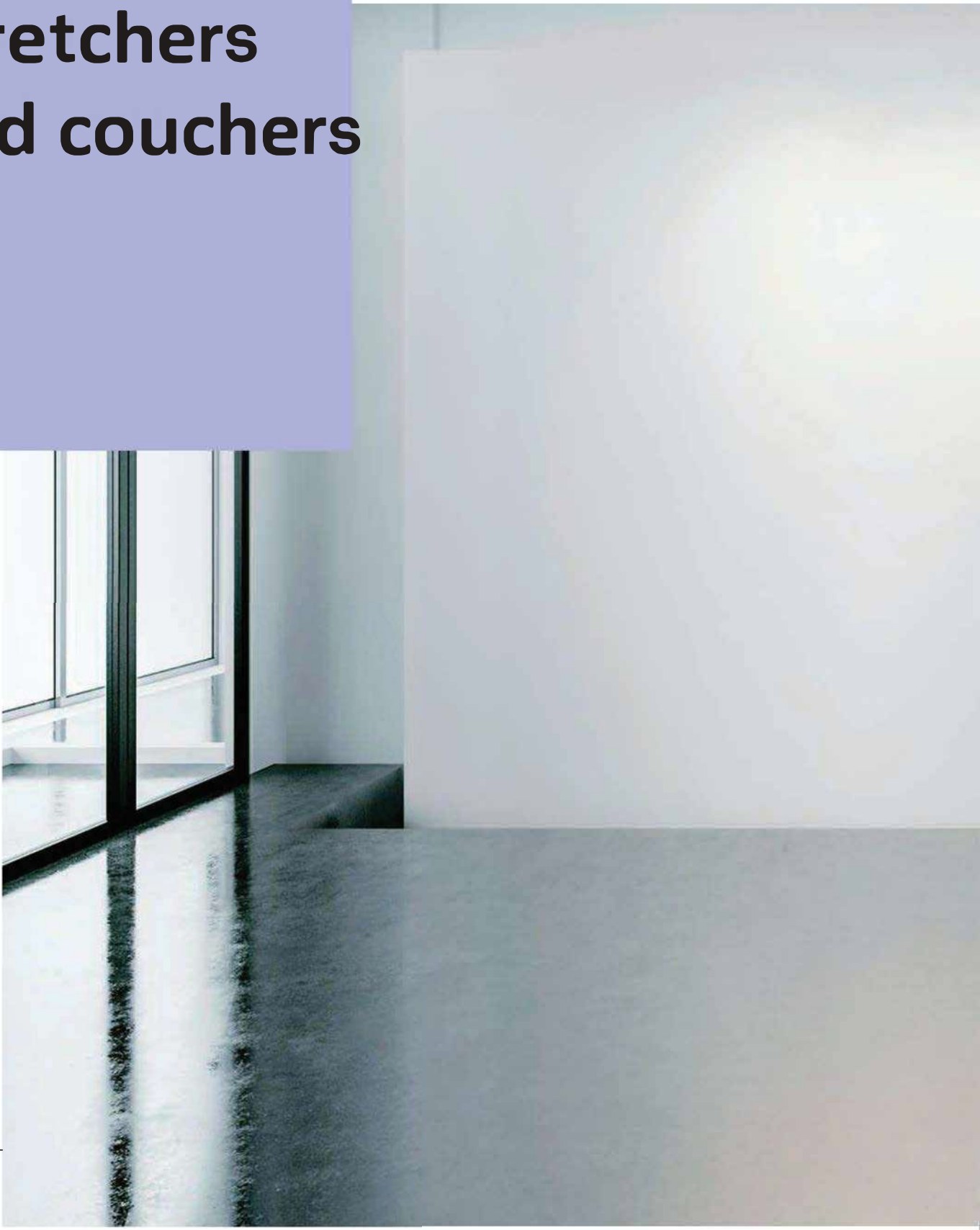
4066
2 antistatic castors



4068
Additional shelf



Stretchers and couchers







Stretchers

- Structure made of epoxy painted steel
- Fixed height or adjustable height
- 2-section mattress platform
- Rubber castors, diam. 200 mm
- Corner bumpers
- Several accessories available upon request

Material

epoxy-painted steel





L0503-111

Fixed height stretcher

Materials	Epoxy-painted steel
Dimensions	2020x720x750h mm
Standard configuration	2-section wired mattress platform 2 pushing handles Castors diam. 200 mm with independent brake
Load capacity	170 kg
Equipped with	Fire retardant mattress Side rails



L0503-121

Fixed height stretcher constant brake

Materials	Epoxy-painted steel
Dimensions	2020x720x750h mm
Standard configuration	2-section wired mattress platform 2 pushing handles Castors diam. 200 mm with constant brake
Load capacity	170 kg
Equipped with	Fire retardant mattress Side rails



L0503

Adjustable height stretcher

Materials	Epoxy-painted steel
Dimensions	2020x720x490/900h mm
Standard configuration	2-section mattress platform 2 pushing handles Corner bumpers Castors diam. 200 mm with simultaneous brake
Load capacity	250 kg
Equipped with	Fire retardant mattress Side rails
Accessories upon request	Height adjustable IV pole, 2 hooks Storage basket Holder for oxygen cylinder Instrument tray 5th castor
Code	
L0503-211	Stretcher with wired mattress platform
L0503-212	Stretcher with radiolucent mattress platform
L0503-221	Stretcher with wired mattress platform, Trendelenburg
L0503-222	Stretcher with radiolucent mattress platform, Trendelenburg



L0503-720

Adjustable height stretcher Trendelenburg

Materials	Epoxy-painted steel
Dimensions	2050x690x650/1000h mm
Standard configuration	2-section mattress platform Thermoformed ABS base Built-in oxygen cylinder on ABS base Fixed push bar at foot-end Corner bumpers Castors diam. 200 mm with central brake
Load capacity	250 kg
Equipped with	Fire retardant mattress Drop-down side rails
Accessories upon request	Height adjustable IV pole, 2 hooks Foldable push bars Paper roll holder Chart holder below backrest Attachment hooks for bags on both sides 5th castor



L0503-730

Specialist stretcher Trendelenburg

Materials	Epoxy-painted steel
Dimensions	2160x790x620/940h mm
Standard configuration	2-section radiolucent mattress platform Foldable push bars at foot-end Built-in utility tray and holder for oxygen cylinder Corner bumpers Castors diam. 200 mm with central brake
Load capacity	250 kg
Equipped with	Fire retardant mattress Drop-down side rails Foldable push bars at head-end
Accessories upon request	Height adjustable IV pole, 2 hooks X-ray cassette below patient surface Paper roll holder Chart holder below backrest Attachment hooks for bags on both sides Monitor tray 5th castor



L0503-600

Specialist stretcher - Trendelenburg

Materials	Epoxy-painted steel
Dimensions	2000x640x440/920h mm
Standard configuration	2-section mattress platform 2 pushing handles Built-in storage compartment and holder for oxygen cylinder Corner bumpers Castors diam. 200 mm with simultaneous brake
Load capacity	240 kg
Equipped with	Fire retardant mattress Compass side rails
Accessories upon request	Height adjustable and folding IV pole Accessory rail Paper roll holder Monitor holder Antistatic castors 5th castor





23

Shower stretcher

Materials	Epoxy-painted steel
Dimensions	2040x770x470/820h mm
Standard configuration	Hydraulic height adjustment Removable waterproof mattress Drain tube Castors diam. 125 mm 2 lockable



23 1

Shower stretcher

Materials	Epoxy-painted steel
Dimensions	2040x770x470/820h mm
Standard configuration	Electric height adjustment Removable waterproof mattress Drain tube Castors diam. 125 mm 2 lockable





L0503-40

Corpse stretcher

Material	Stainless steel
Dimensions	2100x550x800hmm
Standard configuration	2 pushing handles Drainage tube Sewage tray Castors diam. 160 mm, 2 lockable



L0503-401

Corpse stretcher

Materials	Stainless steel
Dimensions	2100x700x800h mm
Standard configuration	2 pushing handles Drainage tube Sewage tray Castors diam. 160 mm, 2 lockable
Accessories upon request	Stainless steel removable cover





Couches and Examination tables

- Structure made of epoxy painted steel
- Fixed height or adjustable height
- 2-section or 3-section mattress platform
- Rubber castors, diam. 200 mm
- Corner bumpers
- Several accessories available upon request

Material

epoxy-painted steel



2412

Relax couch

Materials	Epoxy-painted steel
Dimensions	1000x650x1240h mm
Standard configuration	Synchronized backrest and legrest movements
Load capacity	150 kg
Accessories upon request	Foldable armrests Pull-out footboard Adjustable headrest Pair of blood drawing armrests Pair of adjustable blood drawing armrests IV pole with 2 hooks
Code	
2412-1	on feet – without legrest
2412-2	on feet – with legrest
2412-3	on castors diam. 125 mm, 2 lockable – without legrest
2412-4	on castors diam. 125 mm, 2 lockable – with legrest



2414

Relax couch

Materials	Epoxy-painted steel
Dimensions	900x700x1370h mm
Standard configuration	Synchronized or independent backrest and legrest movements
Load capacity	150 kg
Accessories upon request	Pull-out footboard Padded and folding armrests Pair of adjustable blood drawing armrests Adjustable armrest table Paper roll holder Adjustable headrest Pelvic belt, document storage pocket IV pole with 2 hooks Holder for oxygen cylinder Hook for drainage bag
Code	
2414-1	on feet – without legrest
2414-2	on castors – without legrest
2414-3	on feet – with legrest – synchronized mov.
2414-4	on castors - with legrest – synchronized mov.
2414-5	on feet - with legrest – independent mov.
2414-5	on castors - with legrest – independent mov.



HT606

Blood sample couch

Materials	Epoxy-painted steel
Dimensions	1930x860x460h mm
Standard configuration	Fixed height Synchronized backrest and legrest movements Trendelenburg
Load capacity	300 kg
Equipped with	paper roll holder
Accessories upon request	Thicker upholstery, 8 cm, memory foam Thicker upholstery, 10 cm, memory foam IV pole PVC legrest cover Headrest
Code	
HT606A	on feet
HT606B	on castors



HT990

Blood sample couch

Materials	Epoxy-painted steel
Dimensions	2150x800x650h mm
Standard configuration	Fixed height Electric independent backrest and legrest movements Manual footrest adjustment Tilt-up armrests
Load capacity	200 kg
Accessories upon request	Paper roll holder IV pole Bag for patient's belongings Reading lamp Push armrest Handles on both sides of seat Protecting plastic cover for legrest Protecting plastic cover for footrest Rechargeable battery pack
Code	
HT990A	2 motors - without Trendelenburg
HT990B	3 motors - with Trendelenburg





HT730

Therapy couch

Materials	Epoxy-painted steel
Dimensions	1950x860x480/880h mm
Standard configuration	Electric adjustable height Synchronized or independent backrest and legrest movements Trendelenburg
Load capacity	200 kg
Accessories upon request	IV pole, LED reading lamp Food/reading table, dimensions 630x420 mm Instrument table, dimensions 600x400 mm Instrument table, dimensions 350x250 mm PVC legrest cover Footrest, Headrest
Code	
HT730A	synchronized movements – on feet
HT730B	synchronized movements – on castors with brake
HT730C	synchronized movements – on castors with central brake
HT730D	independent movements – on feet
HT730E	independent movements – on castors with brake
HT730F	independent movements – on castors with central brake



HT950

Therapy couch

Materials	Epoxy-painted steel
Dimensions	2100x590x610/900h mm
Standard configuration	Fixed or electric adjustable height Trendelenburg
Load capacity	180 kg
Accessories upon request	Adjustable headrest IV pole Push handle Push handle with paper roll holder Push handle with lamp Adjustable footrest PVC footrest protection PV legrest protection PVC armrests protection
Code	
HT950A	fixed height - on castors diam. 75 mm - 2 motors
HT950B	adjustable height - on castors diam. 100 mm - 4 motors
HT950C	adjustable height - on castors diam. 100 mm - 4 motors with central brake
HT950D	adjustable height - on castors diam. 125 mm - 4 motors



HT991

Therapy couch

Materials	Epoxy-painted steel
Dimensions	2150x800x540/760h mm
Standard configuration	Electric adjustable height Electric independent backrest and legrest movements Tilt-up armrests Trendelenburg
Load capacity	200 kg
Accessories upon request	Paper roll holder IV pole Bag for patient's belongings Reading lamp Push armrest Handles on both sides of seat Protecting plastic cover for legrest Protecting plastic cover for footrest
Code	
HT991A	4 motors – manual footrest adjustment
HT991B	5 motors – electric footrest adjustment – battery pack



HT900

ENT couch

Materials	Epoxy-painted steel
Dimensions	1960x680x650/980h mm
Standard configuration	Electric adjustable height Synchronized backrest and legrest movements 90° seat rotation
Load capacity	180 kg
Accessories upon request	Paper roll holder Adjustable headrest Set of 4 castors, diam. 75 mm
Code	
HT900A	couch with gas spring backrest adjust
HT900B	couch with electric backrest adjust with padded legrest





HT630

Gynaecology couch

Materials	Epoxy-painted steel
Dimensions	1620x580x540/950h mm
Standard configuration	Electric adjustable height Synchronized backrest and seat movements padded armrests
Load capacity	180 kg
Equipped with	Stainless steel tray Polyurethane knee crutches
Accessories upon request	Adjustable headrest Paper roll holder IV pole Padded knee crutches Articulated support for knee crutches Telescopic stirrups Holder for colposcope Set of 4 castors, Ø 75 mm, 2 lockable
Code	
HT630A	Backrest and legrest adjustable by gas spring
HT630B	Electric backrest adjustable Legrest adjustable by gas spring
HT630C	Backrest and legrest electric adjustable



HT660

Gynaecology couch

Materials	Epoxy-painted steel
Dimensions	1855x765x518/910h mm
Standard configuration	Electric adjustable height Independent backrest and seat movements Polyurethane adjustable armrests
Load capacity	220 kg
Equipped with	Stainless steel frame Padded knee crutches
Accessories upon request	Adjustable headrest Paper roll holder IV pole Tray with support Emergency battery pack Accessory rail for backrest and seat Pedal-operated control for height adjustment Padded knee crutches Telescopic stirrups Holder for colposcope
Code	
HT660A	without Trendelenburg
HT660B	with Trendelenburg



HT650A

Gynaecology couch

Materials	Epoxy-painted steel
Dimensions	1720x580x610/1000h mm
Standard configuration	Electric adjustable height by foot control Electric backrest adjustment Base on feet
Load capacity	200 kg
Equipped with	Paper roll holder and stainless steel bowls
Accessories upon request	Holder for colposcope PVC cover for seat PVC cover for legrest



HT650B

Gynaecology couch

Materials	Epoxy-painted steel
Dimensions	1500x580x610/1000h mm
Standard configuration	Electric adjustable height by foot control Electric backrest adjustment Base on feet
Load capacity	200 kg
Equipped with	Paper roll holder and stainless steel bowls
Accessories upon request	Holder for colposcope PVC cover for seat





HT70

Examination table

Materials	Epoxy-painted steel
Dimensions	1800x600x700h mm
Standard configuration	Fixed height Manual backrest adjustment
Load capacity	150 kg
Accessories upon request	Paper roll holder



HT71

Examination table

Materials	Epoxy-painted steel
Dimensions	1800x600x700h mm
Standard configuration	Fixed height Manual backrest and legrest adjustment
Load capacity	150 kg
Accessories upon request	Paper roll holder





HT91

Gynaecology table

Materials	Epoxy-painted steel
Dimensions	1800x600x700h mm
Standard configuration	Fixed height Manual backrest and legrest adjustment
Load capacity	150 kg
Equipped with	knee crutches and stainless steel bowl
Accessories upon request	Paper roll holder



HT100

Cardiology table

Materials	Wood
Dimensions	1870x700x750hmm
Standard configuration	Fixed height Wooden frame Manual backrest adjustment
Load capacity	150 kg
Accessories upon request	Paper roll holder





HT62

Examination table

Materials	Epoxy-painted steel
Dimensions	1870x645x500/900h mm
Standard configuration	Hydraulic adjustable height Gas spring backrest adjustment
Load capacity	170 kg
Accessories upon request	Paper roll holder



HT72

Examination table

Materials	Epoxy-painted steel
Dimensions	1865x635x595/860h mm
Standard configuration	Electric adjustable height Gas spring backrest adjustment Base on 2 castors Ø 80 mm and 2 feet
Load capacity	135 kg
Accessories upon request	Paper roll holder



HT520

Examination table

Materials	Epoxy-painted steel
Dimensions	2050 x 650/750 x 460/900h mm
Standard configuration	Hydraulic or electric adjustable height Gas spring backrest adjustment Retractable swivel castors
Load capacity	240 kg for hydraulic version 180 kg for electric version
Accessories upon request	Paper roll holder Foldable side rails Accessory rail Adjustable armrest Side ray IV pole with 2 hooks Foot switch Antistatic castors Individually lockable castors
Code	
HT520E	hydraulic adj. height - width 650 mm
HT520F	hydraulic adj. height - width 750 mm
HT520G	electric adj. height - width 650 mm
HT520H	electric adj. height - width 750 mm



HT521

Examination table

Materials	Epoxy-painted steel
Dimensions	1900 x 650/800 x 450/900hmm
Standard configuration	Hydraulic or electric adjustable height Gas spring backrest adjustment
Load capacity	200 kg
Accessories	Folding side rails Paper roll holder Set of 4 swivel castors Pack of paper rolls Terry cloth cover
Code	
HT521A	hydraulic adj. height - width 650 mm
HT521B	hydraulic adj. height - width 800 mm
HT521C	electric adj. height - width 650 mm
HT521D	electric adj. height - width 800 mm
HT521E	electric adj. height by lateral control - width 650 mm
HT521F	electric adj. height by lateral control - width 800 mm





HT522

Examination table - Trendelenburg

Materials	Epoxy-painted steel
Dimensions	1900 x 650/800 x 450/900h mm
Standard configuration	Hydraulic or electric adjustable height Gas spring backrest adjustment
Load capacity	200 kg
Accessories upon request	Paper roll holder Set of 4 swivel castors Pack of paper rolls Terry cloth cover
Code	
HT522A	hydraulic adj. height – width 650 mm
HT522B	hydraulic adj. height – width 800 mm
HT522C	electric adj. height – width 650 mm
HT522D	electric adj. height – width 800 mm
HT522E	electric adj. height by lateral control – width 650 mm
HT522F	electric adj. height by lateral control – width 800 mm



HT921

Examination table

Materials	Epoxy-painted steel
Dimensions	1900 x 650/800 x 470/800h mm
Standard configuration	Electric adjustable height Gas spring backrest adjustment
Load capacity	200 kg
Accessories	Folding side rails Paper roll holder Set of 4 swivel castors Pack of paper rolls Terry cloth cover
Code	
HT921A	width 650 mm
HT921B	width 800 mm



HT421

Examination table

Materials	Epoxy-painted steel
Dimensions	1900 x 650/800 x 450/900h
Standard configuration	Hydraulic or electric adjustable height Gas spring backrest adjustment
Load capacity	200 kg
Accessories	Folding side rails Paper roll holder Set of 4 swivel castors Pack of paper rolls Terry cloth cover
Code	
HT421A	hydraulic adj. height – width 650 mm
HT421B	hydraulic adj. height – width 800 mm
HT421C	electric adj. height – width 650 mm
HT421D	electric adj. height – width 800 mm
HT421E	electric adj. height by lateral control – width 650 mm
HT421F	electric adj. height by lateral control – width 800 mm



HT721

Examination table

Trendelenburg

Materials	Epoxy-painted steel
Dimensions	1900 x 650/800 x 450/900hmm
Standard configuration	Hydraulic or electric adjustable height Gas spring backrest and legrest adjustment
Load capacity	200 kg
Accessories	Folding side rails Paper roll holder Set of 4 swivel castors Pack of paper rolls Terry cloth cover
Code	
HT721A	hydraulic adj. height – width 650 mm
HT721B	hydraulic adj. height – width 800 mm
HT721C	electric adj. height – width 650 mm
HT721D	electric adj. height – width 800 mm
HT721E	electric adj. height by lateral control – width 650 mm
HT721F	electric adj. height by lateral control – width 800 mm





HT440

Examination table - Trendelenburg

Materials	Epoxy-painted steel
Dimensions	2000 x 650/750 x 460/860h mm
Standard configuration	Electric adjustable height 4 castors diam. 125 mm Gas spring backrest adjustment
Load capacity	250 kg
Equipped with	paper roll holder
Accessories upon request	Foot pedal control Holders for armrests for blood samples, heels or leg supports Height adjustable IV pole, 2 hooks Headrest Legrest over c Crystal over c Battery Examination lamp
Code	
HT440A	width 650 mm
HT440B	width 750 mm



HT21

Bobath table

Materials	epoxy-painted steel
Dimensions	2000x1200x470/800 h mm
Standard configuration	Electric adjustable height
Load capacity	200 kg
Accessories upon request	Folding side rails Set of 4 swivel castors Double pedal-operated control
Code	
HT21A	1 section
HT21B	2 sections



HT92

Gynaecology table

Materials	Epoxy-painted steel
Dimensions	1865x635x595/860h mm
Standard configuration	Electric adjustable height Gas backrest and seat adjustment Base on 2 castors Ø 80 mm and 2 feet Adjustable knee crutches Removable stainless steel basin
Load capacity	135 kg



HT970

Gynaecology table

Materials	Epoxy-painted steel
Dimensions	2070x650/750x520/960h mm
Standard configuration	Hydraulic or electric adjustable height Gas spring backrest and seat adjustment Retractable swivel castors
Load capacity	240 kg for hydraulic version 180 kg for electric version
Equipped with	Stainless steel bowl and handles Adjustable knee crutches
Accessories	PVC cover for seat Hand switches Foot switch (only for HT970C/D) Emergency battery pack Control safety switch Increased load capacity for electric versions

Code	
HT970A	hydraulic height adjustment – width 650 mm
HT970B	hydraulic height adjustment – width 750 mm
HT970C	electric height adjustment – width 650 mm
HT970D	electric height adjustment – width 750 mm
HT970E	electric height adjustment – width 650 mm electric seat adjustment
HT970F	electric height adjustment – width 750 mm electric seat adjustment





Examination room furniture





HT270

One step foot stool

Dimensions	390x280x220h mm
Standard configuration	Aluminium frame Anti-slip surface
Load capacity	150kg



HT280

Two step foot stool

Dimensions	390x520x220h mm
Standard configuration	Aluminium frame Anti-slip surface
Load capacity	150kg



HT290

Three step foot stool

Dimensions	400x690x440h mm
Standard configuration	Aluminium frame Anti-slip surface
Load capacity	150kg





HT271

One step foot stool

Dimensions	400x200x200hmm
Standard configuration	Stainless steel frame Anti-slip surface s
Load capacity	180kg



HT291

Two steps foot stool

Dimensions	400x400x450h mm
Standard configuration	Stainless steel frame Anti-slip surface s
Load capacity	180kg





HT240

Two sections screen

Dimensions	1000x1750h mm
Standard configuration	Aluminium frame Fireproof and washable urtains c



HT250

Three sections screen

Dimensions	1500x1750h mm
Standard configuration	Aluminium frame Fireproof and washable urtains c



HT260

Four sections screen

Dimensions	2000x1750h mm
Standard configuration	Aluminium frame Fireproof and washable urtains c





Privacy curtain

Modular telescopic and fixed privacy curtain screen. High quality of materials used, customizable solutions and product functionality make these innovative systems comfortable solution, suitable for hospitals, nursing homes, examination rooms and sanitary environments.

Standard configuration

Anodized aluminium telescopic system
Fireproof and waterproof
Trevira CS curtains
Available in a variety of dimensions and colours



Standard colours



Customizable solutions



Fantasy solution



Logo solution



Blackout solution



PVC solution




Mesh solution



Swivel telescopic system

Swivel and extendable arm

- System to be set up with:
- Swivel telescopic arm
 - Wall fixing support
 - Curtain



Swivel telescopic arm

2813	dim. 550 to 1300 mm
2812	dim. 650 to 1600 mm
2811	dim. 850 to 2100 mm



Wall fixing support



urt n






Swivel and foldable telescopic system

Swivel, foldable and extendable arm

System to be set up with:

- Swivel telescopic and foldable arm
- Wall fixing support
- Curtain



Swivel and foldable telescopic arm

2813	dim. 550 to 1300 mm
2812	dim. 650 to 1600 mm
2811	dim. 850 to 2100 mm



Wall fixing support



Curtain





60S

X-ray film viewer Horizontal models

Standard configuration	Epoxy-painted steel frame Opal plastic screen Cold light fluorescent tubes Provided with wire cable and bipolar switch
-------------------------------	---

Code	
60S1	420 x 420 mm
60S2	700 x 420 mm
60S3	900 x 420 mm
60S4	1200 x 420 mm
60S5	1500 x 420 mm

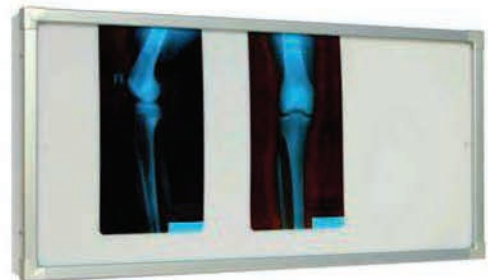


60S

X-ray film viewer Vertical models

Standard configuration	Epoxy-painted steel frame Opal plastic screen Cold light fluorescent tubes Provided with wire cable and bipolar switch
-------------------------------	---

Code	
60S6	420 x 900 mm
60S7	420 x 1200 mm
60S8	420 x 1500 mm



60S

LED X-ray film viewer

Standard configuration	Aluminium frame Opal plastic screen Cold LED light Provided with wire cable and bipolar switch
-------------------------------	---

Code	
60S9	360 x 430 mm – 1 sector
60S10	710 x 430 mm – 2 sectors
60S11	1060 x 430 mm – 3 sectors
60S12	1410 x 430 mm – 4 sectors





202

Examination Lamp

Standard configuration	Epoxy-painted ABS frame Integrated ergonomic handle Bracket for different mounting options
-------------------------------	---

Code	
202-1	with halogen light
202-2	with LED light



203

Examination Lamp

Standard configuration	Epoxy-painted ABS frame Switch on the arm's base Low temperature lamp without infrared radiation
-------------------------------	---

Code	
203-1	with halogen light
203-2	with LED light



204-1

Magnifying LED Lamp

Standard configuration	Epoxy-painted steel frame Glass 5 diopters magnifying lens Led to avoid lens damages
-------------------------------	---





Accessories upon request



200MB
Clamp for accessory rail



200B0
Base on castors capacity 9,5 kg



200B1
Base on castors capacity 8,8 kg



200B2
Base on castors capacity 4 kg



Desk clamp, 55 mm



200M80
Wall clamp, 80 mm



200M45
Wall clamp, 45 mm



200S
Ceiling support, 1000 mm



200SC
Spacer with support length 400 mm



V/130

Medicine cabinet

Dimensions	600x400x1800h mm
Standard configuration	Epoxy-painted steel frame Tempered glass door 4 adjustable steel shelves



V/140

Medicine cabinet

Dimensions	800x400x1800h mm
Standard configuration	Epoxy-painted steel frame Tempered glass doors 4 adjustable steel shelves





V/150

Medicine cabinet

Dimensions	600x400x1800h mm
Standard configuration	Epoxy-painted steel frame Lower compartment with 1 shelf Upper compartment with 3 shelves Upper tempered glass door 4 adjustable steel shelves



V/160

Medicine cabinet

Dimensions	800x400x1800h mm
Standard configuration	Epoxy-painted steel frame Lower compartment with 1 shelf Upper compartment with 3 shelves Upper tempered glass doors 4 adjustable steel shelves



Medcab CT

Medicine cabinet

Dimensions	900x600x2000h mm
Standard configuration	Wooden frame 2 hinged doors with lock Inner swivel shelving 4 adjustable shelves Inner drug storage compartment 60 compartments c for medicine storage Upon request it is available without drug compartment



10011-1

Medicine cabinet

Dimensions	900x600x2050h mm
Standard configuration	Wooden frame 2 hinged doors with lock Inner swivel shelving 2 inner drawers and 1 big drawer Inner drug storage compartment





The background of the page is a photograph of a modern office interior. It features a long wall of windows covered with horizontal blinds. The blinds are partially open, allowing natural light to filter through and create a pattern of light and shadow on the floor. The ceiling is visible at the top, showing a grid of recessed lighting. The floor appears to be a light-colored, polished material. The overall atmosphere is clean, bright, and professional.

Cabinets



Cabinets

This line includes a variety of cabinets for offices, storage rooms and changing rooms

- Structure made of epoxy painted steel
- A variety of dimensions available

Material

epoxy painted steel





LB100

Storage cabinet

Dimensions	1000x450x880h mm
-------------------	------------------

Standard configuration	Epoxy-painted steel frame Hinged doors with key lock 1 adjustable shelf
-------------------------------	---



CB100

Storage cabinet

Dimensions	600x400x1800h mm
-------------------	------------------

Standard configuration	Epoxy-painted steel frame Hinged door with key lock 4 adjustable shelves
-------------------------------	--



MB100

Storage cabinet

Dimensions	800x400x1800h mm
-------------------	------------------

Standard configuration	Epoxy-painted steel frame Hinged doors with key lock 4 adjustable shelves
-------------------------------	---





AB100

Storage cabinet

Dimensions 1000x450x2000h mm

Standard configuration Epoxy-painted steel frame
Hinged doors with key lock
4 adjustable shelves



MV100

Security cabinet

Dimensions 1000x500x2000h mm

Standard configuration Epoxy-painted steel frame
Hinged doors with key lock
4 adjustable shelves
Security lock with 3 closing points



AS

Storage cabinet

Standard configuration Epoxy-painted steel frame
Sliding doors with key lock
4 adjustable shelves

Code
AS120 dim.1200x450x2000h mm
AS150 dim.1500x450x2000h mm
AS180 dim.1800x450x2000h mm





MS

Storage cabinet

Standard configuration Epoxy-painted steel frame
Sliding roll doors with key lock
4 adjustable shelves

Code
MS120 dim.1200x450x2000h mm
MS150 dim.1500x450x2000h mm
MS180 dim.1800x450x2000h mm



AV

Storage cabinet

Standard configuration Epoxy-painted steel frame
Sliding glass doors with key lock
4 adjustable shelves

Code
AV120 dim.1200x450x2000h mm
AV150 dim.1500x450x2000h mm
AV180 dim.1800x450x2000h mm



OS

Top cabinet

Standard configuration Epoxy-painted steel frame
Sliding doors with key lock
1 adjustable shelf

Code
OS120 dim.1200x450x680h mm
OS150 dim.1500x450x680h mm
OS180 dim.1800x450x680h mm





LS

Top cabinet

Standar configuration	Epoxy-painted steel frame Sliding doors with key lock 1 adjustable shelf
------------------------------	--

Code	
LS120	dim.1200x450x880h mm
LS150	dim.1500x450x880h mm
LS180	dim.1800x450x880h mm



OV

Top cabinet

Standar configuration	Epoxy-painted steel frame Sliding glass doors with key lock 1 adjustable shelf
------------------------------	--

Code	
OV120	dim.1200x450x680h mm
OV150	dim.1500x450x680h mm
OV180	dim.1800x450x680h mm



LV

Top cabinet

Standar configuration	Epoxy-painted steel frame Sliding glass doors with key lock 1 adjustable shelf
------------------------------	--

Code	
LV120	dim.1200x450x880h mm
LV150	dim.1500x450x880h mm
LV180	dim.1800x450x880h mm





A

Filing cabinet

Standard configuration	Epoxy-painted steel frame Drawer with built-in handle and label holder
-------------------------------	---

Code	
AC220	dim.470x622x711h mm, 2 drawers
AC230	dim.470x622x1016h mm, 3 drawers
AC240	dim.470x622x1321h mm, 4 drawers



AC

Compartment locker

Standard configuration	Epoxy-painted steel frame Hinged doors with independent lock and label holder
-------------------------------	--

Code	
AC204	dim.420x500x1800h mm, 4 compartments
AC208	dim.810x500x1800h mm, 8 compartments
AC212	dim.1200x500x1800h mm, 12 compartments



AF

Compartment locker

Standard configuration	Epoxy-painted steel frame Hinged doors with independent lock and aeration system
-------------------------------	---

Code	
AF101/EP	dim.322x500x1800h mm, 2 compartments
AF102/EP	dim.615x500x1800h mm, 4 compartments
AF103/EP	dim.907x500x1800h mm, 6 compartments





AS Locker

Standard configuration	Epoxy-painted steel frame Hinged doors with independent lock and aeration system Clothes hanger, towel holder, drip glass
-------------------------------	---

Code	
AS/2001	dim.360x330x1800h mm, 1 compartment
AS/2002	dim.690x330x1800h mm, 2 compartments
AS/2003	dim.1020x330x1800h mm, 3 compartments



AS Locker

Standard configuration	Epoxy-painted steel frame Hinged doors with independent lock and aeration system Clothes hanger, towel holder, drip glass
-------------------------------	---

Code	
AS101/EP	dim.322x500x1800h mm, 1 compartment
AS102/EP	dim.615x500x1800h mm, 2 compartments
AS103/EP	dim.907x500x1800h mm, 3 compartments
AS104/EP	dim.1200x500x1800h mm, 4 compartments



AS Locker

Standard configuration	Epoxy-painted steel frame Hinged doors with independent lock and aeration system Inner compartments with vertical divider Clothes hanger, shelf, towel holder, drip glass
-------------------------------	--

Code	
AS201/EP	dim.420x500x1800h mm, 1 compartment
AS202/EP	dim.810x500x1800h mm, 2 compartments
AS203/EP	dim.1200x500x1800h mm, 3 compartments





AS Locker

Standard configuration	Epoxy-painted steel frame Hinged doors with independent lock and aeration system Clothes hanger 2 shelves Towel holder Drip glass
-------------------------------	--

Code	
AS021/2S1	dim.525x500x1800h mm, 1 compartment
AS021/2S	dim.1020x500x1800h mm, 2 compartments



AL L-shaped doors locker

Standard configuration	Epoxy-painted steel frame Hinged doors with independent lock
-------------------------------	---

Code	
AL101/EP	dim.400x500x1950h mm, 2 compartments
AL102/EP	dim.800x500x1950h mm, 4 compartments



AS303 Locker

Standard configuration	Multilayered laminated wood frame Laminated wood hinged doors with independent lock Clothes hanger, 2 shelves, vertical divider
-------------------------------	---

Different configurations are available
Please contact our Sales Department







Stools





Stools

- Polished aluminium or stainless steel base
- Gas spring or hydraulic height adjustment
- Fireproof, washable and disinfectable upholstery

Materials

Polished aluminium or stainless steel frame





14161

Laboratory stool

Materials	Polished aluminium base
Dimensions	seat diam. 390mm
Standard configuration	Fireproof leatherette upholstery Height adjustment by gas spring

Code	
14161-1	height adj. 460-610mm
14161-2	height adj. 560-810mm



14157

Laboratory stool

Materials	Polished aluminium base
Dimensions	seat dim. 470x480mm
Standard configuration	Fireproof leatherette upholstery Height adjustment by gas spring Backrest tilt

Code	
14157	height adj. 460-610mm
14157-1:	height adj. 560-810mm



14160

Laboratory stool

Materials	Polished aluminium base
Dimensions	seat dim. 450x450mm
Standard configuration	Fireproof leatherette upholstery Height adjustment by gas spring Independent seat and backrest tilt

Code	
14160	height adj. 460-610mm
14160-1:	height adj. 560-810mm



14162

Multipurpose stool

Materials	Polished aluminium base
Dimensions	seat diam. 470x430mm
Standard configuration	Polyurethane seat and backrest Height adjustment by gas spring
Code	
14162-1	height adj. 450-600mm
14162-2	height adj. 560-810mm



14163

Multipurpose stool

Materials	Polished aluminium base
Dimensions	seat dim. 430x420mm
Standard configuration	Multilayered beech wood seat and backrest Height adjustment by gas spring
Code	
14163-1	height adj. 460-610mm
14163-2	height adj. 560-810mm



14091

Antistatic stool

Materials	Polished aluminium base
Dimensions	seat dim. 450x450mm Height adj. 500-700mm
Standard configuration	Fireproof and antistatic fabric upholstery Height adjustment by gas spring Backrest tilt and height adjustment Antistatic castors





14005

Multipurpose stool

Materials	Stainless steel base
Dimensions	seat dim. 370x460mm height adj. 510-760mm
Standard configuration	Saddle ergonomic seat with leatherette cover Height adjustment by foot operated gas spring



14012

Surgeon stool

Materials	Stainless steel base
Dimensions	seat diam. 350mm
Standard configuration	Antistatic black leatherette upholstery Height adjustment by foot operated gas spring
Code	
14012-1	height adj. 470-660mm
14012-2	height adj. 520-760mm





14013

Surgeonstool

Materials	Stainless steel base
Dimensions	Seat diam. 380mm
Standard configuration	Antistatic black leatherette upholstery Height adjustable backrest Height adjustment by foot operated gas spring
Code	
14013	height adj. 530-720mm - without armrests
14013B	height adj. 530-720mm - with armrests



14014

Surgeonstool

Materials	Stainless steel base
Dimensions	seat diam. 380mm
Standard configuration	Antistatic black leatherette upholstery Height adjustable backrest Height adjustment by foot operated gas spring
Code	
14014	height adj. 530-720mm - without armrests
14014B	height adj. 530-720mm - with armrests





Stainless steel line







Stainless steel line

This line includes a variety of trolleys and furniture for CSSD and Operating Theaters

- Structure made of AISI 304 stainless steel
- Different diameter castors
- Different dimensions available

Materials

stainless steel





CFS/PC

Basket trolley

Dimensions	630x550x1560h mm
-------------------	------------------

Standard configuration	Stainless steel frame Castors diam. 80 mm Capacity: 6 baskets
-------------------------------	---



CFS/PC2

Basket trolley

Dimensions	630x560x1620h mm
-------------------	------------------

Standard configuration	Stainless steel frame Castors diam. 80 mm Capacity: 8 baskets
-------------------------------	---



Wired baskets

Standard configuration	Made of stainless steel
-------------------------------	-------------------------

Code	
WB9	dim. 575x275x135h mm
WB3	dim. 575x275x260h mm



IN-1222

Trolley for sterilization baskets

Dimensions	700x750x1300h mm
Standard configuration	Stainless steel frame Castors diam. 125 mm Corner bumpers Capacity: 8 baskets/containers



IN-01221

Trolley for sterilization baskets

Dimensions	1200x750x1300h mm
Standard configuration	Stainless steel frame Castors diam. 125 mm Corner bumpers Capacity: 12 baskets/containers



Wired baskets

Standard configuration	Made of stainless steel
-------------------------------	-------------------------

Code	
WB1	dim. 400x600x100h mm
WB2	dim. 400x600x130h mm
WB6	dim. 275x275x260h mm
WB9	dim. 575x275x130h mm
WB3	dim. 575x275x260h mm





IN-01200

Trolley for sterilization baskets

Dimensions	1100x700x1000h mm
Standard configuration	Stainless steel frame 2 doors, opening 270° with key lock 1 inner shelf Push handle h Castors diam. 125 mm Capacity: 6 baskets



IN-01201

Trolley for sterilization baskets

Dimensions	1100x700x1300h mm
Standard configuration	Stainless steel frame 2 doors, opening 270° with key lock 2 inner shelves Push handle h Castors diam. 125 mm Capacity: 9 baskets





IN-01201 SP6

Trolley for sterilization
containers

Dimensions	750x700x1300h mm
Standard configuration	Stainless steel frame 2 doors, opening 270° with key lock 6 removable shelves Push handles Castors diam. 125 mm Capacity: 6 containers



IN-01201 SP9

Trolley for sterilization
containers

Dimensions	1100x700x1350h mm
Standard configuration	Stainless steel frame 2 doors, opening 270° with key lock 9 removable shelves Push handles Castors diam. 160 mm Capacity: 9 containers





IN-01210

Trolley for sterile material

Dimensions	1070x550x1030h mm
Standard configuration	Stainless steel frame 2 sliding doors 2 helves s Push handle Castors diam. 125 mm



IN-01250

Trolley for bedpans/urinals

Dimensions	950x680x1200h mm
Standard configuration	Stainless steel frame 2 sliding doors 4 helves s Push handle Castors diam. 125 mm





4076

Wrapping paper trolley

Dimensions	1360x720x1030h mm
-------------------	-------------------

Standard configuration	Stainless steel frame Push handle Castors diam. 80 mm
-------------------------------	---



CFS44

Service trolley

Dimensions	500x480x1000h mm
-------------------	------------------

Standard configuration	Stainless steel frame 2 fixed shelves Push handle Castors diam. 80 mm
-------------------------------	--



CFS/PZ

Shoe rack trolley

Dimensions	920x570x1600h mm
-------------------	------------------

Standard configuration	Stainless steel frame 64 stainless steel hooks Castors diam. 80 mm
-------------------------------	--





APBP

Storage cabinet

Dimensions	Available in a variety of dimensions
-------------------	--------------------------------------

Standard configuration	Stainless steel frame Hinged doors Base on adjustable feet 4 adjustable inner shelves Base on castors available upon request
-------------------------------	--



APBVP

Storage cabinet

Dimensions	Available in a variety of dimensions
-------------------	--------------------------------------

Standard configuration	Stainless steel frame Hinged glass doors Base on adjustable feet 4 adjustable inner shelves Base on castors available upon request
-------------------------------	--



PE-9060 00

Endoscopy cabinet

Dimensions	900x600x2000h mm
-------------------	------------------

Standard configuration	Stainless steel frame Hinged doors Base on adjustable feet 4 inner endoscope holders
-------------------------------	---



IN-01260 – IN-01270

Bedpans/urinals cabinet

Dimensions	950x680x1200h mm
-------------------	------------------

Standard configuration	Stainless steel frame Sliding doors Base on adjustable feet
-------------------------------	---

Code

IN-01260	dim. 1000x600x2000h mm capacity: 18 bedpans/urinals
-----------------	--

IN-01270	dim. 1200x450x1800h mm capacity: 18 bedpans 48 urinals
-----------------	---





TI

Working table

Dimensions Available in a variety of dimensions

Standard configuration AISI 304 stainless steel frame
Reinforced stainless steel top
Base on adjustable feet or on castors
Backsplash and lower shelf are available upon request



TI

Working table

Dimensions Available in a variety of dimensions

Standard configuration AISI 304 stainless steel frame
Sliding doors
Base on adjustable feet or on castors
Backsplash and sinks are available upon request





Instrument table

Standard configuration	Stainless steel frame 2 smooth shelves Castors diam. 125 mm, 2 lockable
-------------------------------	--

Code	
T-103	dim. 800x650x950h mm
T-102	dim. 1200x650x950h mm
T-101	dim. 1350x650x950h mm
T-100	dim. 1500x650x950h mm



Instrument table

Standard configuration	Stainless steel frame 1 smooth shelf Adjustable upstand with 4 hooks Castors diam. 125 mm, 2 lockable
-------------------------------	---

Code	
T-107	dim. 800x650x950h mm
T-106	dim. 1200x650x950h mm
T-105	dim. 1350x650x950h mm
T-104	dim. 1500x650x950h mm





Packing tables

Dimensions

Available length:
1200 – 1400 – 1600
– 1800 – 2000 mm
Depth: 800 mm

Standard configuration

Our packing tables
are available in a variety of
dimensions and configurable
with a lot of accessories
Stainless steel frame
Base on feet or on castors
With or without lower shelf





Accessories upon request



497-01
Suture dispenser



497-02
Glove dispenser



497-03
Universal support



497-04
X-ray files holder




497-05
Tilt bins




497-06
Desk



497-07
Shelf



497-08
Urinals holder



497-09
Catheter holder



Accessories upon request



497-10
Containers il



497-11
Container



497-12
Shoe rack



497-13
Shelf



497-14
3 drawers pedestal



497-15
Cabinet



497-16
Lamp



497-17
Electric plugs



497-18
Monitor holder

CFS/SERV

Mayo table

Dimensions	660x460x890/1240h mm
Standard configuration	Stainless steel frame Hydraulic height adjustment Removable tray Antistatic castors diam. 80 mm



CFS/SERV2

Mayo table

Dimensions	660x540x880/1220h mm
Standard configuration	Stainless steel frame Swivel top +/- 90° Removable tray Hydraulic height adjustment Antistatic castors diam. 80 mm





CFS/SERV3

Mayo table

Dimensions	900x600x850/1200h mm
Standard configuration	Stainless steel frame Hydraulic height adjustment Removable tray Antistatic castors diam. 80 mm



CFS/SERV5

Mayo table

Dimensions	650x450x900/1300h mm
Standard configuration	Stainless steel frame Hydraulic height adjustment Swivel top 360° Minimum load capacity 30 kg Antistatic castors diam. 80 mm





HT191 Single bowl stand

Dimensions	base diam. 635 mm height 825 mm
Standard configuration	Stainless steel frame Bowl capacity 6 lt Castors diam. 50 mm



HT201 Double bowl stand

Dimensions	base diam. 635 mm height 825 mm
Standard configuration	Stainless steel frame Bowls capacity 6 lt Castors diam. 50 mm






604015

Surgeon platform

Standard configuration	Stainless steel frame Anti-slip surface Feet with suction cups
-------------------------------	--

Code	
604015-1	dim. 600x400x100h mm
604015-2	dim. 600x400x150h mm
604015-3	dim. 600x400x200h mm
604015-4	dim. 600x400x220h mm
604015-5	dim. 600x400x300h mm



604030

Surgeon platform

Dimensions	600x570x220/440h mm
-------------------	---------------------

Standard configuration	Stainless steel frame Anti-slip surface Feet with suction cups
-------------------------------	--



LV1

Single scrub sink

Standard configuration	Stainless steel frame Equipped with backsplash
-------------------------------	---

Code	
LV1-070	dim. 700x550x1050h mm
LV1-080	dim. 800x550x1050h mm
LV1-090	dim. 900x550x1050h mm

Accessories upon request	elbow-operated faucets electronic or battery-operated thermostatic faucets AISI 304 stainless steel brush dispenser AISI 304 stainless steel manual or electric soap dispenser
---------------------------------	---



LV2

Double scrub sink

Standard configuration	Stainless steel frame Equipped with backsplash
-------------------------------	---

Code	
LV2-140	dim. 1200x550x1050h mm
LV2-150	dim. 1400x550x1050h mm
LV2-160	dim. 1500x550x1050h mm
LV2-170	dim. 1700x550x1050h mm
LV2-190	dim. 1900x550x1050h mm
LV2-200	dim. 2000x550x1050h mm
LV2-210	dim. 2100x550x1050h mm

Accessories upon request	elbow-operated faucets electronic or battery-operated thermostatic faucets AISI 304 stainless steel brush dispenser AISI 304 stainless steel manual or electric soap dispenser
---------------------------------	---





LV3

Triple scrub sink

Standard configuration	Stainless steel frame Equipped with backsplash
-------------------------------	---

Code	
LV3-220	dim. 2200x550x1050h mm
LV3-230	dim. 2300x550x1050h mm
LV3-240	dim. 2400x550x1050h mm
LV3-260	dim. 2600x550x1050h mm

Accessories upon request	elbow-operated faucets electronic or battery-operated thermostatic faucets AISI 304 stainless steel brush dispenser AISI 304 stainless steel manual or electric soap dispenser
---------------------------------	---



Latch window

Standard configuration	Items to be customized according to end user requirements. Different configurations are available, please contact Sales Department
-------------------------------	---





Waste disposal hopper

Standard configuration

Items to be customized according to end user requirements. Different configurations are available, please contact Sales Department





IV Poles







IV Poles

- Structure made of chromed steel or stainless steel
- Height adjustable by screw
- Normal or antistatic castors;
- Configurable with a variety of accessories





101

Normal care IV pole

Standard configuration

Chromed steel frame
Plastic base
4 plastic hooks
capacity 2 kg/hook
Height adjustment from 1350 to 2150 mm
Paired castors diam. 50 mm;
2 antistatic



Paediatric IV pole

Standard configuration

Chromed steel frame
Plastic base
4 plastic hooks
capacity 2 kg/hook
Height adjustment from 1350 to 2150 mm
Paired plastic castors diam. 50 mm;
2 lockable

Code

108 IV pole with mouse-shaped castors
109 IV pole with airplane-shaped castors





103

Normal care IV pole

Standard configuration

Stainless steel frame
4 plastic hooks
capacity 2 kg/hook
Height adjustment from 1350 to 2150 mm
Paired castors diam. 50 mm;
2 antistatic and lockable



102

Normal care IV pole

Standard configuration

Stainless steel frame
4 stainless steel hooks
capacity 2 kg/hook
Height adjustment from 1350 to 2150 mm
Paired castors diam. 80 mm;
2 antistatic and lockable





104

Intensive care IV pole

Standard configuration	Stainless steel frame 4 stainless steel hooks capacity 5 kg/hook Height adjustment from 1550 to 2550 mm with soft-drop system Antistatic and lockable castors diam. 80 mm
-------------------------------	--



121

MRI IV pole

Standard configuration	Stainless steel frame 4 plastic hooks capacity 2 kg/hook Height adjustment from 1350 to 2150 mm Paired castors diam. 50 mm; 2 antistatic and lockable
-------------------------------	--





105

Intensive care IV pole with accessory rails

Standard configuration	Stainless steel frame 6 stainless steel hooks 5 accessory rails Height adjustment from 1690 to 2200 mm Antistatic and lockable castors diam. 80 mm
-------------------------------	--



106

Intensive care IV pole for infusion pumps

Standard configuration	Stainless steel frame 6 stainless steel hooks Infusion pumps holder Height adjustment from 1690 to 2200 mm Antistatic and lockable castors diam. 80 mm
-------------------------------	--





107

Urology IV pole

Standard configuration	Stainless steel frame 3 stainless steel hooks capacity 10 kg/hook Electric height adjustment from 1550 to 2650 mm 4 castors diam. 80 mm; 2 antistatic and lockable
-------------------------------	---



122

Service DOC Mobile transfer cart

This system allows staff to dock the cart to the bed and transfer critically ill patients within a hospital quickly and safely.

Standard configuration	Stainless steel frame 4 accessory rails 4 stainless steel hooks capacity 2 kg/hook 1-hand height adjustment from 1770 to 1940 mm Paired castors diam. 100 mm; 2 antistatic, 2 lockable
-------------------------------	--





123

Hygiene helper

This system makes hygiene simple; it can be used everywhere and anywhere.

Standard configuration	Stainless steel frame 2 gloves dispensers Stainless steel wire baskets Disinfectant dispenser Drip bowl 2 stainless steel large baskets Castors diam. 80 mm; 2 antistatic and lockable
-------------------------------	---



119

Homecare IV pole

Standard configuration	Foldable aluminium frame 2 plastic hooks Height adjustment from 830 to 1780 mm Base on feet Provided with carrying bag
-------------------------------	--





Accessories upon request



201
Epoxy-painted steel shelf dim. 240x248 mm




202
4 plastic hooks



203
Stainless steel square plate dim. 315x275 mm



204
Stainless steel round plate Ø 370 mm



205
Pump holder for 2 devices



206
Pump holder for 4 devices



207
Height adj. push handle



208
Height adj. push handle



209
Multiple socket with power cable



210
Wire basket with clamp
(dim. 250x90x200 h mm)



211
Accessory rail with clamp
(dim. 500x25x10 mm)



212
2 drainage bag holders with clamp



Wheelchairs







Wheelchairs

- Chromed steel frame
- A variety of seat dimensions available
- Fireproof seat and backrest
- A variety of accessories available





CFS1010

Foldable wheelchair

Dimensions	590x970x880h mm
Standard configuration	Foldable armrests Removable and adjustable footrests Swivel front castors diam. 175 mm Lockable rear castors diam. 300 mm
Available seat width	370-400-430-460 mm
Load capacity	150 kg



CFS1090

Foldable wheelchair

Dimensions	425x900x1050h mm
Standard configuration	Foldable armrests Removable and adjustable footrests Front castors diam. 200 mm Rear castors diam. 600 mm
Available seat width	400-430-460 mm
Load capacity	115 kg
Equipped with	pelvic strap



CFS1030

Foldable wheelchair

Dimensions	620x1070x880h mm
Standard configuration	Foldable armrests Removable and adjustable footrests Swivel front castors, diam. 175 mm Lockable rear castors, diam. 600 mm
Available seat width	370-400-430-460 mm
Load capacity	150 kg



CFS1050

Foldable wheelchair

Dimensions	620x1110x1050h mm
Standard configuration	Foldable armrests High reclining back rest Removable and adjustable footrests Swivel front castors diam. 175 mm Lockable rear castors diam. 300 mm
Available seat width	370-400-430-460
Load capacity	150 kg



CFS1020

Patient transport chair

Dimensions	700x1050x1020h mm
Standard configuration	Epoxy-painted steel frame Foldable polyurethane armrests Sliding and self-locking footrest Swivel front castors diam. 125 mm Lockable rear castors diam. 300 mm
Load capacity	200 kg



CFSB9030

Tilting multipurpose chair

Dimensions	600x1090x920h mm
Standard configuration	Tilting seat to 32° Independent reclining backrest Height adjustable armrests Adjustable footrests Swivel front castors diam. 200 mm Lockable rear castors diam. 300 mm
Load capacity	150 kg



CFS550

Commode wheelchair

Dimensions	550x900x910h mm Seat dim. 430x450 mm
Standard configuration	Removable armrests Removable and adjustable footrests Castors diam. 100 mm, 2 lockable
Load capacity	150 kg



CFS950TWC

Commode wheelchair

Dimensions	630x900x910h mm Seat dim.: 430x450
Standard configuration	Removable armrests Removable and adjustable footrests Swivel front castors, diam. 200 mm Lockable rear castors, diam. 300 mm
Load capacity	150 kg



CFS950WC

Commode wheelchair

Dimensions	650x1060x910h mm Seat dim. 430x450 mm
Standard configuration	Removable armrests Removable and adjustable footrests Swivel front castors, diam. 175 mm Lockable pneumatic rear castors, diam. 600 mm
Load capacity	150 kg



CFS1082

Shower wheel chair

Dimensions	570x730x950h mm Seat dim. 420x430 mm
Standard configuration	Padded seat, backrest and armrests Lockable castors diam. 125 mm
Load capacity	120 kg



CFS1083

Shower wheel chair

Dimensions	560x900x940/1070h mm Seat dim. 480x450 mm
Standard configuration	Stainless steel frame Waterproof plastic seat Waterproof soft cloth backrest Lockable castors diam. 125 mm
Load capacity	150 kg



CFS1084

Tilting shower wheel chair

Dimensions	595x1060x1085/1185h mm Seat dim. 450x500 mm
Standard configuration	Stainless steel frame Waterproof plastic seat Waterproof soft cloth backrest Lockable castors diam. 125 mm
Load capacity	150 kg



SOL1

Hydraulic lifte

Dimensions	630/1050 x 1340 x 1040/1880h mm
-------------------	---------------------------------

Standard configuration	Epoxy-painted steel frame Base adjustable in 3 positions Front castors Ø 80 mm Rear lockable castors Ø 100 mm
-------------------------------	--

Load capacity	200 kg
----------------------	--------

Equipped with	standard polypropylene sling
----------------------	------------------------------



SOL2 / SOL3

Electric lifte

Dimensions	630/1050 x 1340 x 830/1790h mm
-------------------	--------------------------------

Standard configuration	Epoxy-painted steel frame Base adjustable in 3 positions Front castors Ø 80 mm Rear lockable castors Ø 100 mm
-------------------------------	--

Equipped with	standard polypropylene sling
----------------------	------------------------------



Available Slings

IMB1

Sling for tetraplegic patients



IMB2

Standard sling



IMB3

Stretche sling

