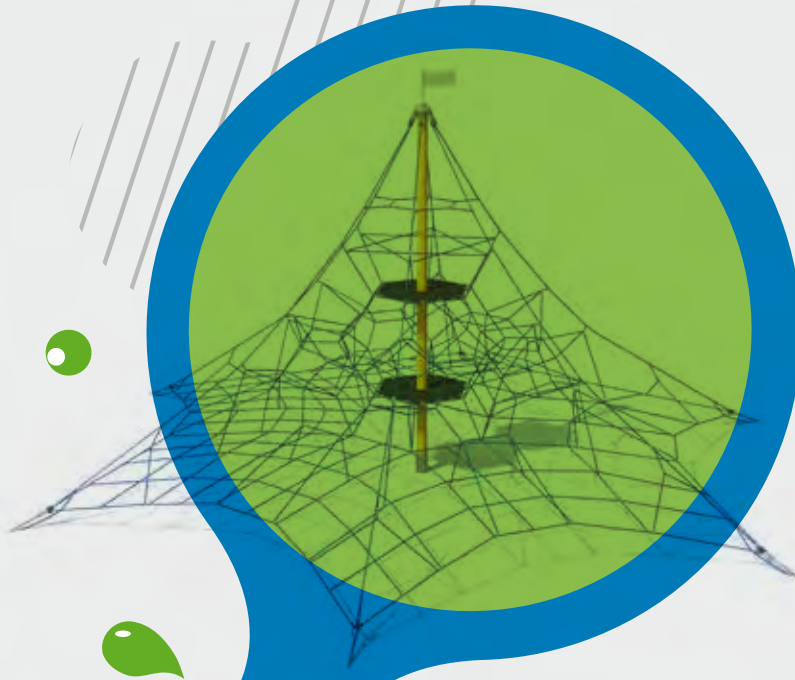


2023





Playgrounds Spielplätze

LIMAKO	6-39
LUMO PLAY	40-45
LINARIUM	46-55
INTEGRADO	56-71
SALTO	72-91
MONTO	92-99
ROTO	100-123
PARK	124-139
AKRA	140-149
TRANSPORTO	150-159
FLEXI-STEP	160-163



Sport equipment Sportgeräte

FITNESS	164-173
STREET WORKOUT	174-179
ARENAS	180-185
OUTDOOR GAMES	186-189



Urban furniture Stadtmobiliar

COLLECTIONS	190-197
KOLLEKTIONEN	
BENCHES	198-199
SITZBÄNKE	
TRASH BINS	200
MÜLLEIMER	
BICYCLE RACKS	201
FAHRRADSTÄNDER	

We create PREMIUM class playgrounds - with the highest quality materials and exceptional durability, which retain their great appearance for years. Our devices and the playground designs are created for children of all ages and at all levels of psychophysical development. Our goal is to provide joy and positive emotions to children with different needs, of all ability levels.

Many years of experience enable us to constantly introduce new innovations. The well-being and safety of children is always the most important for us. We have been on the global market since 2012 and still looking for a chance to learn more. You can find our playgrounds all around the world.



Wir kreieren Spielplätze der PREMIUM-Klasse – mit hochwertigsten Materialien mit aussergewöhnlicher Langlebigkeit, die ihr tolles Aussehen über Jahre bewahren. Unsere Spielplatzgeräte und die Spielplatzgestaltung sind für Kinder aller Altersstufen und auf allen Stufen der psychophysischen Entwicklung konzipiert. Unser Ziel ist es, Kindern mit unterschiedlichen Bedürfnissen aller Leistungsstufen Freude und positive Emotionen zu bieten.

Langjährige Erfahrung ermöglicht uns, ständig neue Innovationen einzuführen. Das Wohlbefinden und die Sicherheit der Kinder steht für uns immer an erster Stelle. Wir sind seit 2012 auf dem Weltmarkt tätig und suchen immer noch nach einer Chance, mehr zu erfahren. Unsere Spielplätze finden Sie in fast allen europäischen Ländern und auf anderen Kontinenten.





High quality, innovation, reliability, safety and durability are just a few of the features that make our playgrounds so unique. Outdoor devices that come from our production are certified according to EN 1176 and EN 16630 and meet strict safety standards.

Conception, project, production, highest quality materials, qualified specialists (designers, graphic designers and customer service) guarantee the highest standards at every level of realization. Our priority is to provide highest quality, safety and fun, therefore we are constantly looking for the best technological solutions and improve our products.



Hohe Qualität, Innovation, Zuverlässigkeit, Sicherheit, Langlebigkeit sind nur einige der Eigenschaften, die unsere Spielplatzgeräte so einzigartig machen. Die Outdoor-Geräte, die aus unserer Produktion stammen, sind nach EN 1176 und EN 16630 zertifiziert und erfüllen strenge Sicherheitsnormen.

Konzept, Projekt, Produktion, Materialien von höchster Qualität, qualifiziertes Fachpersonal (Projektanten, Grafiker, Konstrukteure und Kundenservice) garantieren Ihnen höchste Qualität auf jeder Ebene Ihrer Realisation. Unsere Priorität ist Qualität, Sicherheit und Spaß, deshalb suchen wir ständig nach neuen, besten technologischen Lösungen und verbessern unsere Produkte.

Projects | Spielplatzprojekte

Many ready-made project proposals are available for download from our website. If you are looking for inspiration that will help you to create nice and unique playground feel free to use one of them.

Based on our equipment, you can set up a complete playground or a sports facility for children of all ages and abilities.

Playground projects have been divided into thematic groups. All you need to do is select the group of products you are interested in and you will see the available proposals. The site contains many ready-made visualizations. We hope that the presented solutions will inspire you to create fantastic places for recreation.

Auf unserer Website finden Sie auch beispielhafte Spielplatzprojekte. Auf einfache und bewährte Weise lassen sich interessante Objekte herstellen. Wir bieten multifunktionelle Spielplatzgeräte in verschiedenen Größen an, die für Kinder aller Altersstufen konzipiert sind. Durch geschickte Auswahl der Spielgeräte können Sie einen eigenen Spielplatz für bestimmte Zielgruppe erstellen - z.B. Kinderkrippe, Kindergarten, Schule, Wohnsiedlung, Park oder Hotel.

Beispielprojekte auf der Website stehen Ihnen kostenlos zur Verfügung. Laden Sie technische Spezifikationen, DWG-Zeichnungen und Visualisierung herunter.

limako



SALTO



integrado



FITNESS







PLAYGROUNDS | SPIELPLÄTZE





The LIMAKO series is snail-inspired and uniquely designed.

Die LIMAKO-Serie hat ein einzigartiges, von Schnecken inspiriertes Design und schöne, lebendige Farben.

A stainless steel construction maintains its modern look for years and does not require painting.
Eine Edelstahlkonstruktion bewahrt ihr modernes Aussehen über Jahre und erfordert keine Lackierung.

Durable polypropylene ropes, reinforced with a steel core ensures safety while playing.
Langlebige Polypropylen-Seile, sind mit einem Stahlkern verstärkt und sorgen für Sicherheit beim Spielen.

Entrance gangways and the climbing walls are made of HDPE which do not tear off and are easy to keep clean. Its vivid colours enhance the aesthetic value of the playground.
Die Kletterwände sind aus HDPE-Platten hergestellt, die beim intensiven Nutzung nicht verschleißern und leicht zu reinigen sind. Ihre lebendigen Farben unterstreichen den ästhetischen Wert des Spielplatzes. erfordert keine Lackierung.

Extremely durable HPL platform board is equipped with non-slip structure that ensures safety and limits possibility of uncontrolled slippage during play.
Langlebige HPL- Platte mit einer rutschfesten Struktur gewährleistet die Sicherheit und begrenzt die Möglichkeit des unkontrollierten Rutschens während des Spiels.



Slides | Rutschen

Option I - stainless steel
Option II - plastic

Variante I - Edelstahl
Variante II - Kunststoff



Installation | Montagearten

Option I - to embed
Option II - concrete version

Variante I - zum Einbetonieren
Variante II - zum Verschrauben

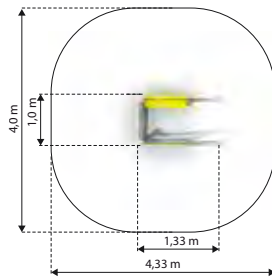






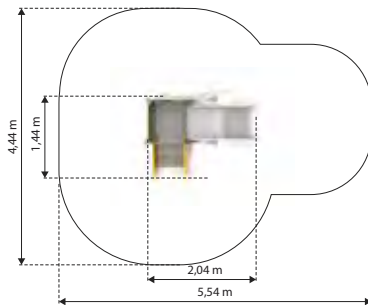
INFANO 1

K751



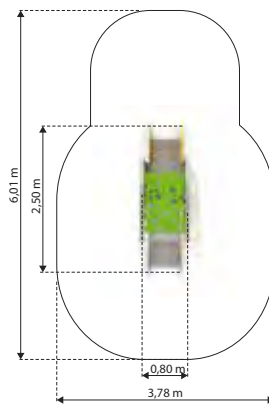
INFANO 2

K752



INFANO 3

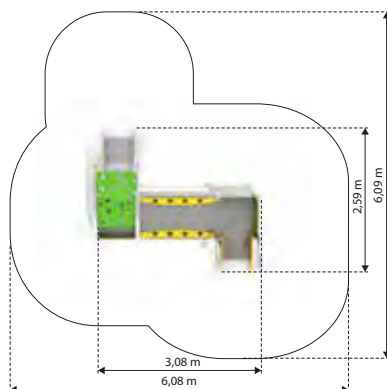
K753





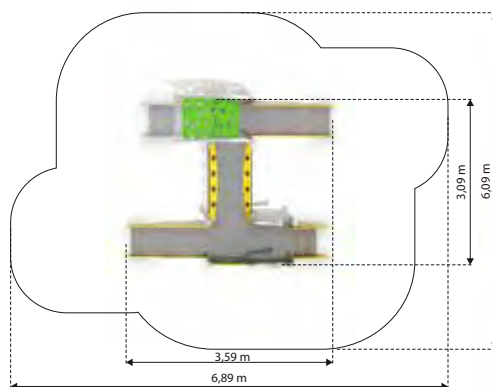
INFANO 4

K754



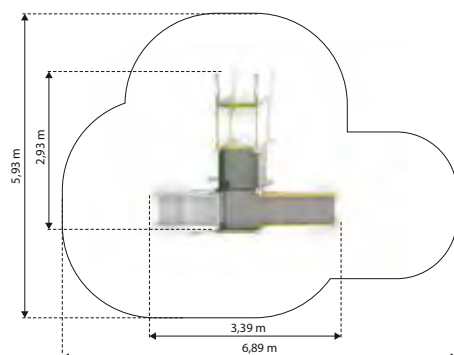
INFANO 5

K755



INFANO 6

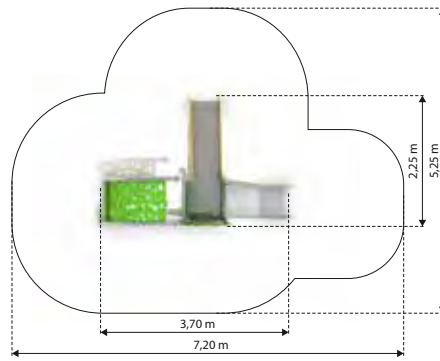
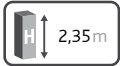
K756





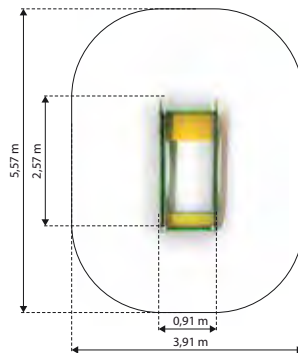
RIDO 1

K801



RIDO 2

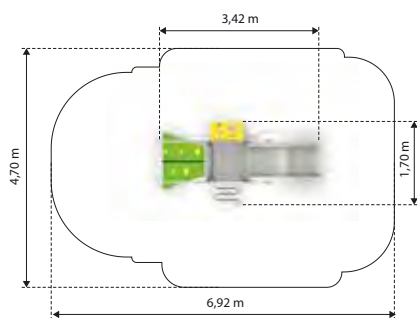
K802





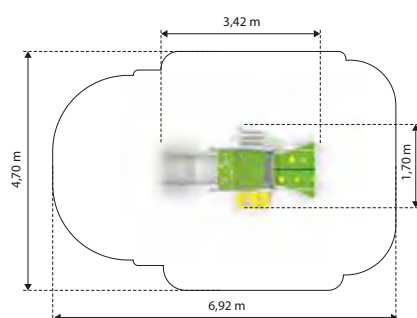
DOMETO 1-1

K511



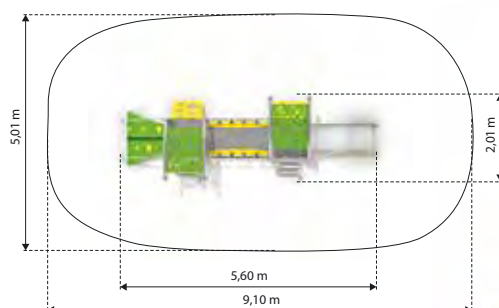
DOMETO 1-2

K512



DOMETO 2-1

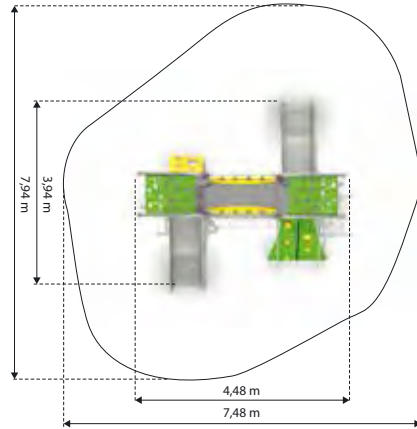
K521





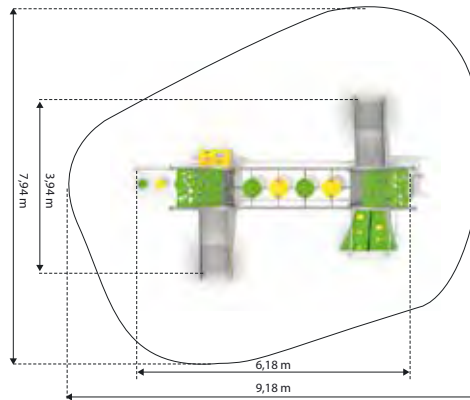
DOMETO 2-2

K522



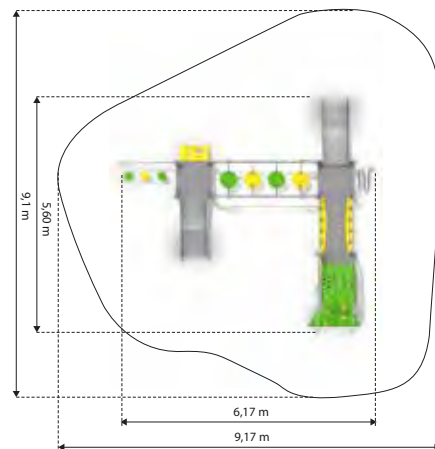
DOMETO 2-3

K523



DOMETO 3-1

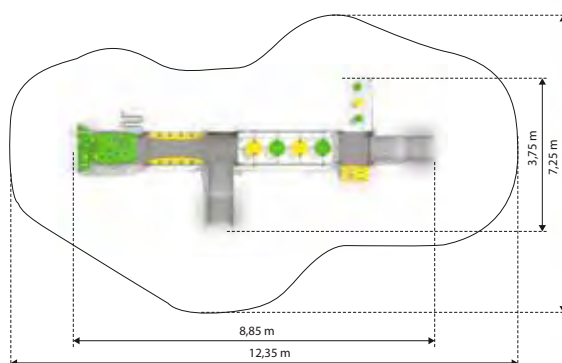
K531





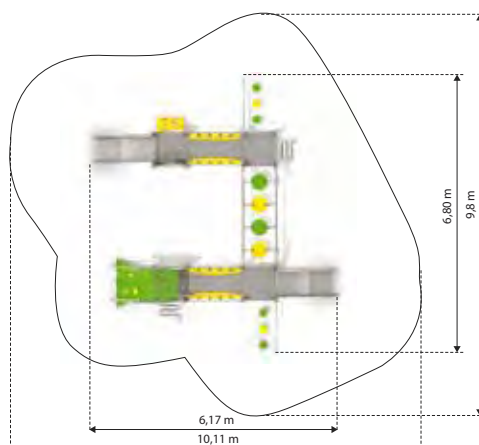
DOMETO 3-2

K532



DOMETO 4-1

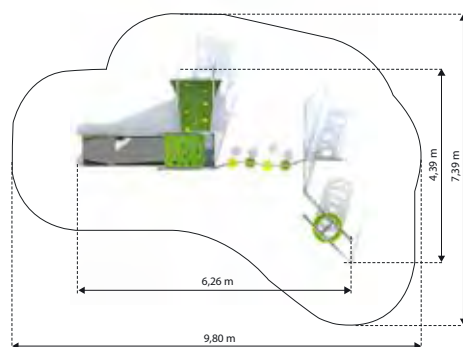
K541





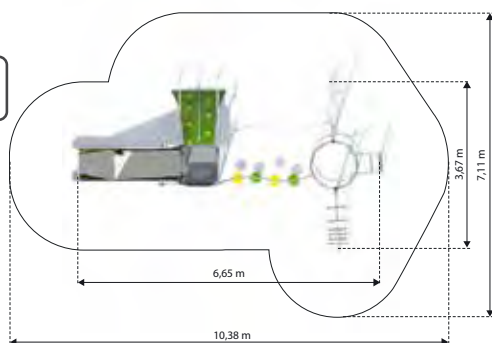
DOMO 1-1

K611



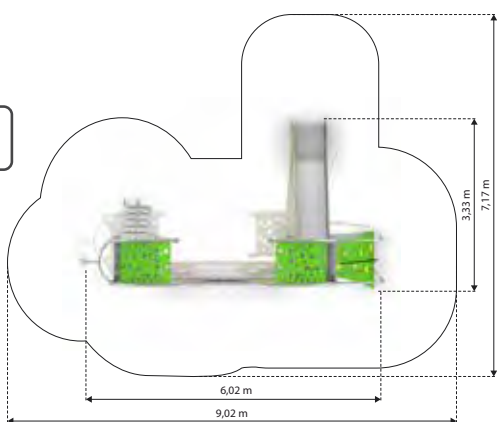
DOMO 1-2

K612



DOMO 2-1

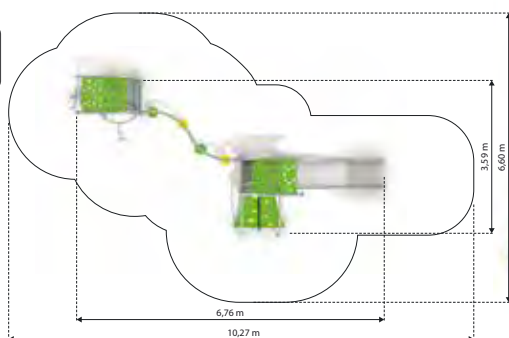
K621





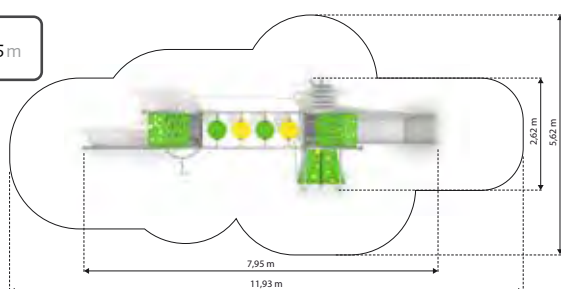
DOMO 2-2

K622



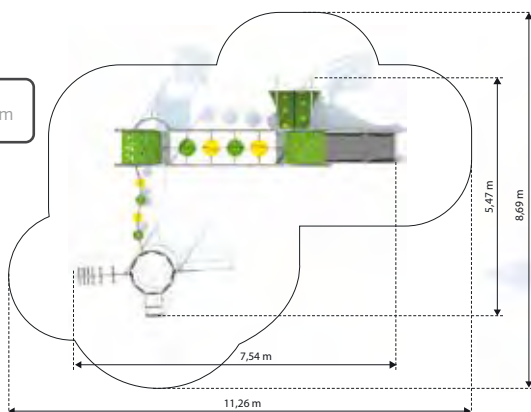
DOMO 2-3

K623



DOMO 2-4

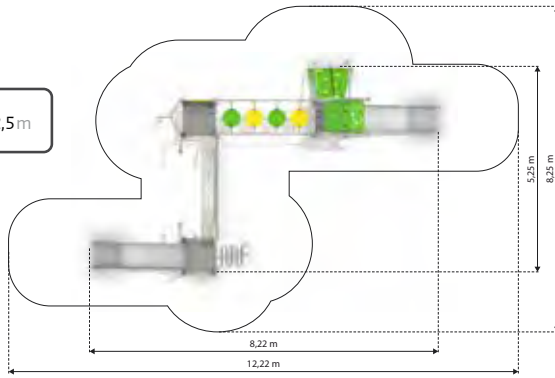
K624





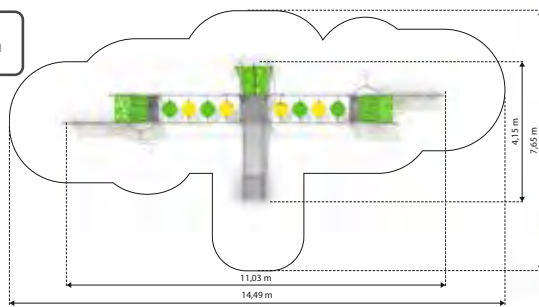
DOMO 3-1

K631



DOMO 3-2

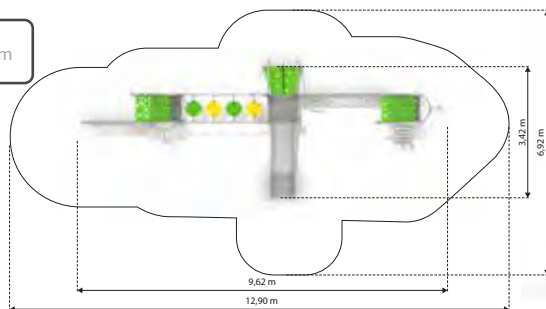
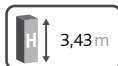
K632





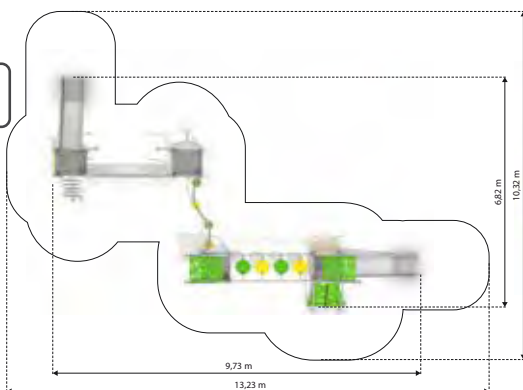
DOMO 3-3

K633



DOMO 4-1

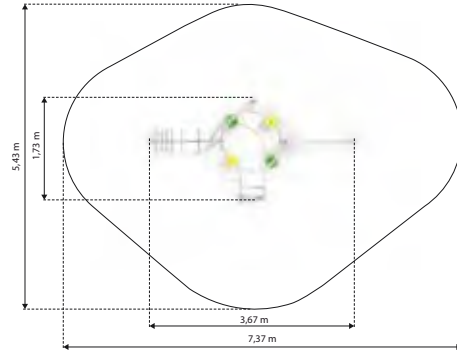
K641





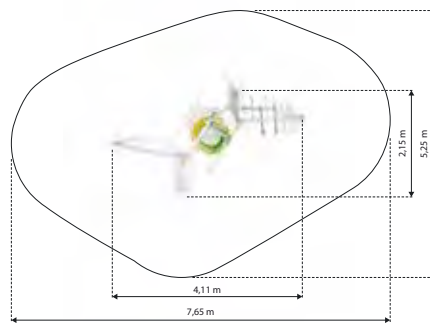
ESKALO 1

K701



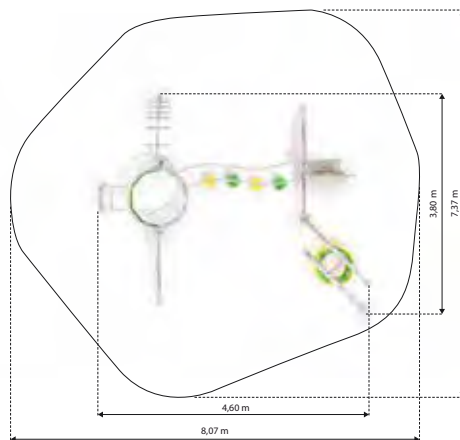
ESKALO 2

K702



ESKALO 3

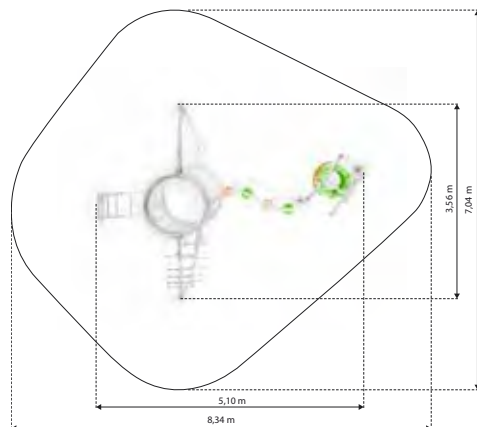
K703





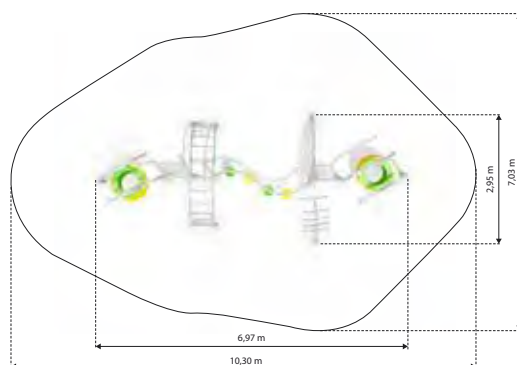
ESKALO 4

K704



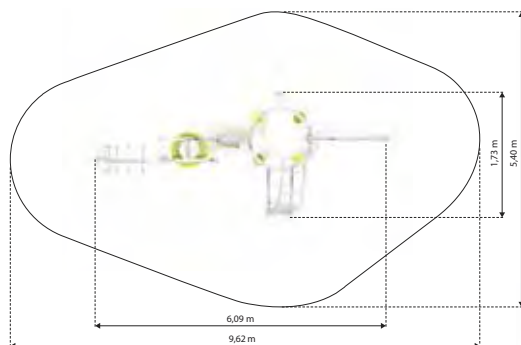
ESKALO 5

K705



ESKALO 6

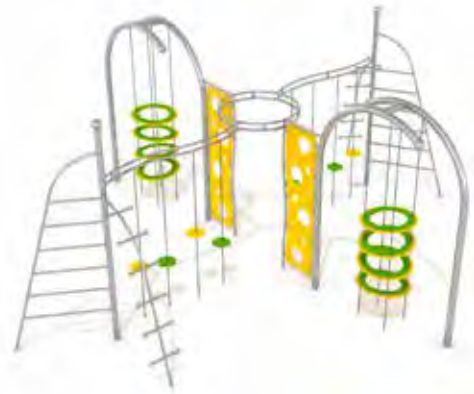
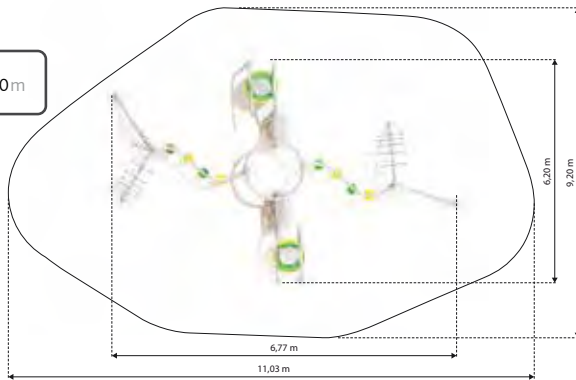
K706





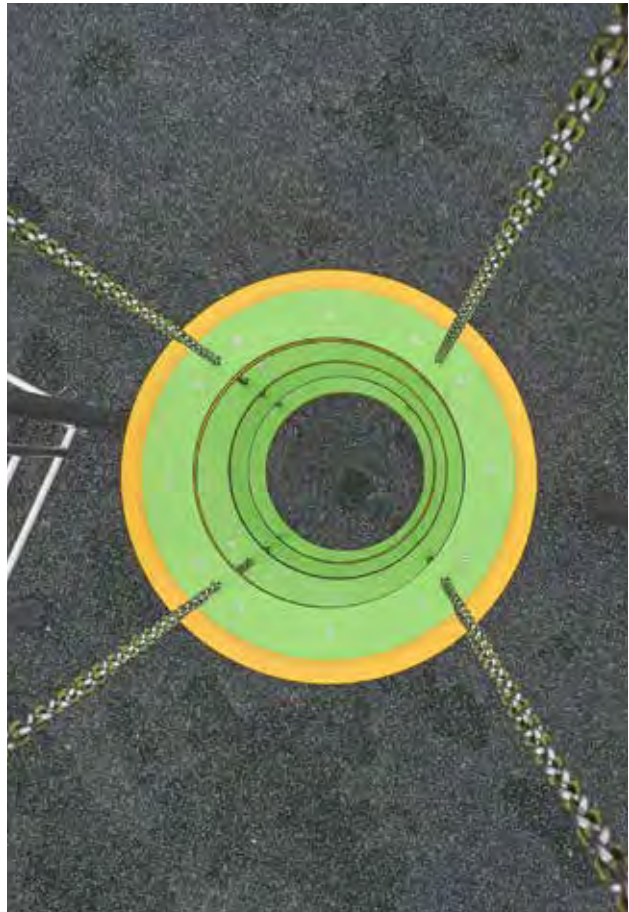
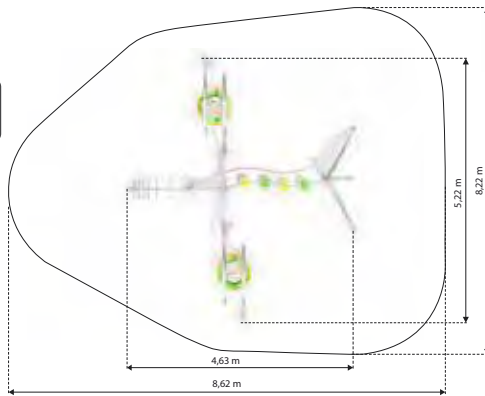
ESKALO 7

K707



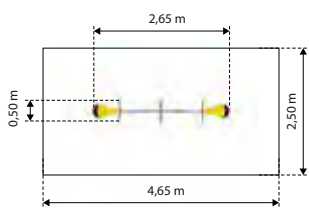
ESKALO 8

K708



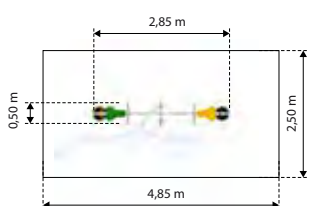
BALANCILO 1

K201



BALANCILO 2

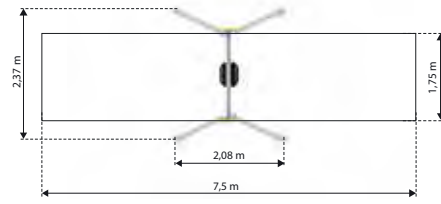
K202





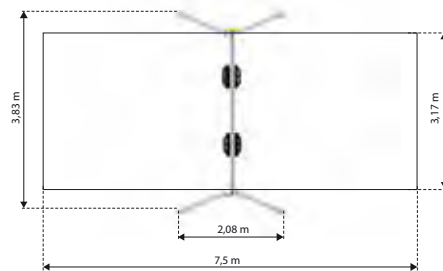
FRAMO

K307



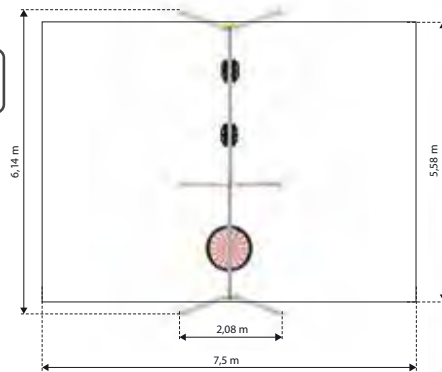
PENDOLO

K308



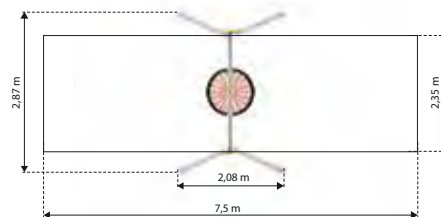
KOMBINO

K309



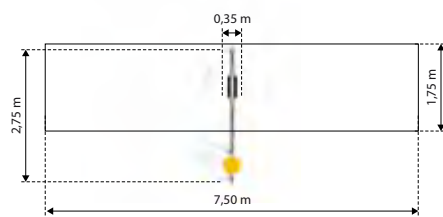
NESTO

K310

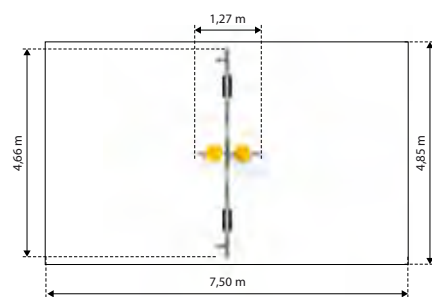




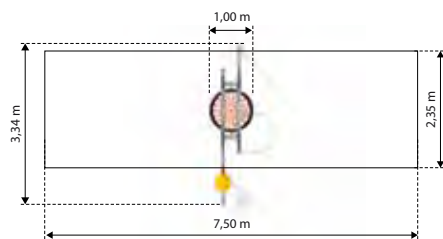
VERGO
K301



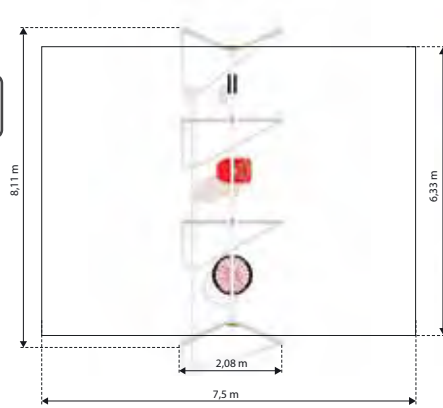
ARCO
K303



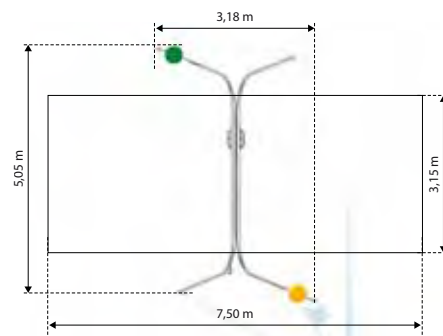
BIRDO
K302



MIKSI
K311

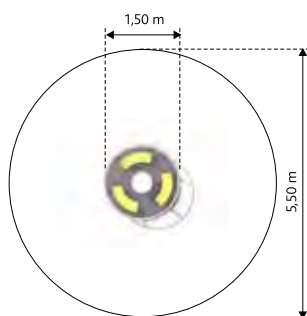


ENIRO
K304



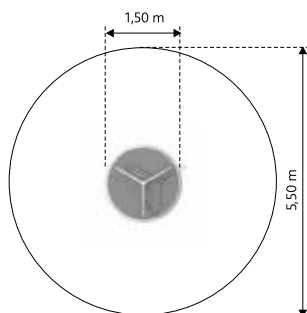
TURNADO

K101



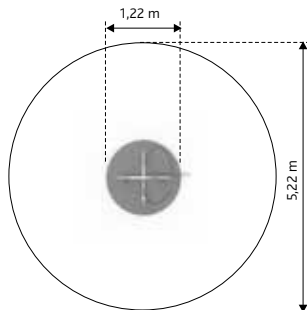
PLATFORMO

K102



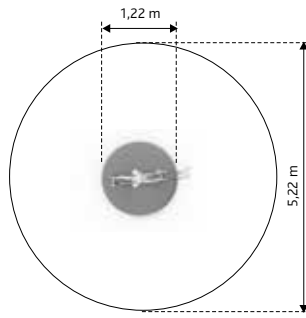
GLOBO

K103



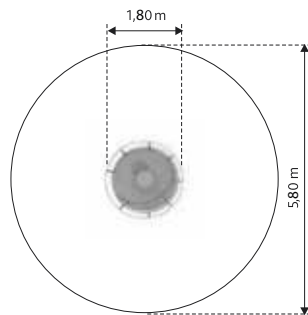
RANDO

K104



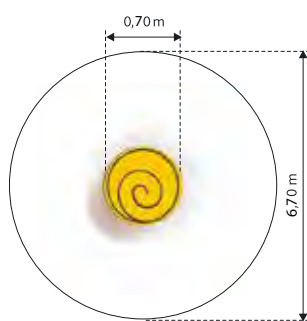
POKALO

K105




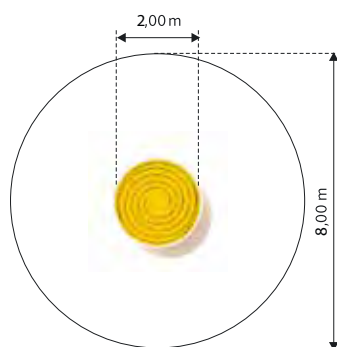
TELERO 1

K106


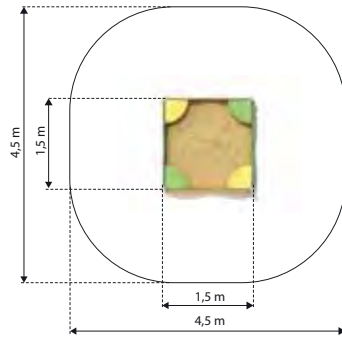
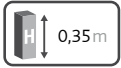


TELERO 2



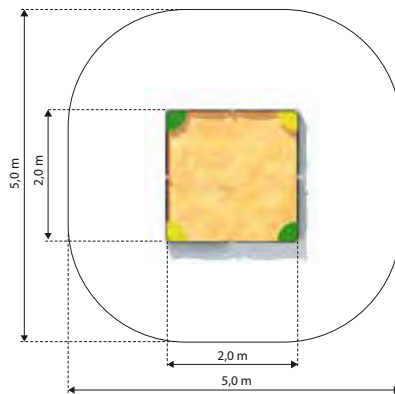
K107




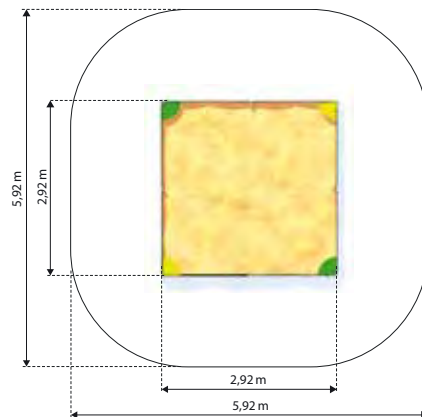
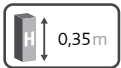
SABLO 3
K953



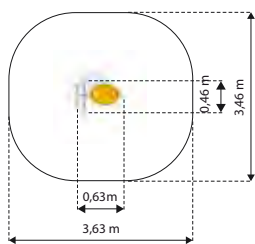
SABLO 4
K954



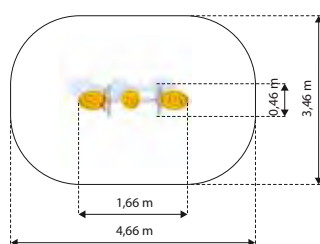
SABLO 5
K955



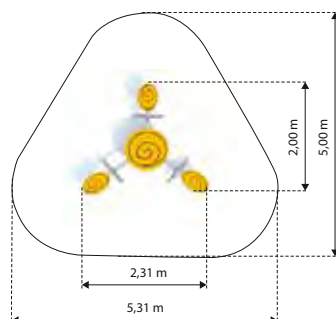
SIDI 1
K411



SIDI 2
K412

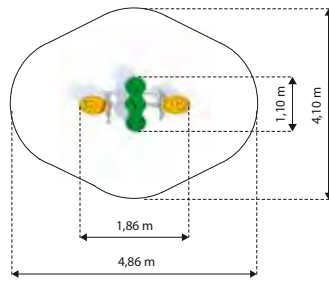


SIDI 3
K413



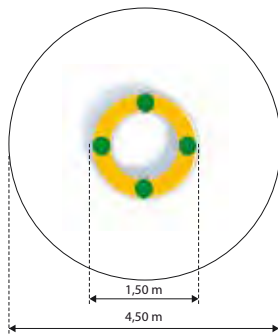
SIDENTA 2

K422



RINGO

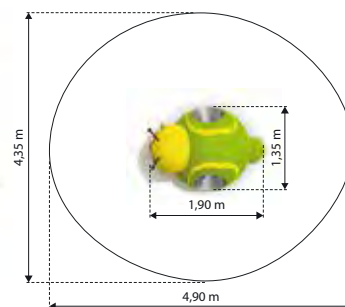
K441



ANIMALO 1
PM-LI-01



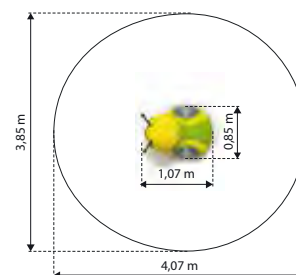
ANIMALO 2
PM-LI-02



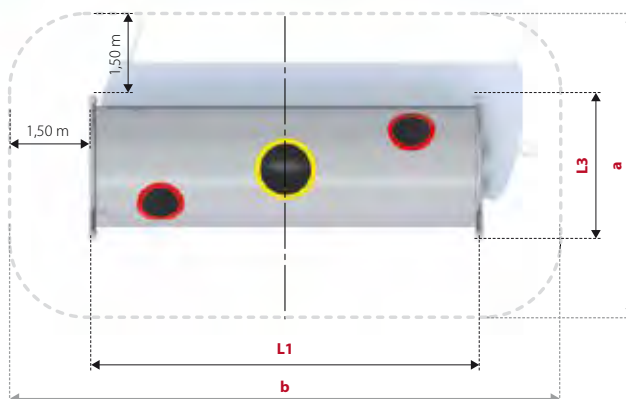

ANIMALO 3
PM-LI-03



ANIMALO 4
PM-LI-04



TUBO



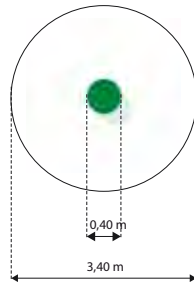
Tube - Parameters | Kriechtunnel - Parameter

Product	Produkt	Code	L1	L2	L3	a x b
Tubo 200		LL-MO-301	2,00 m	0,81 m	0,74 m	3,75 x 5,03 m
Tubo 250		LL-MO-302	3,50 m	1,00 m	0,92 m	3,92 x 5,53 m
Tubo 300		LL-MO-303	3,00 m	1,00 m	0,92 m	3,92 x 6,03 m
Tubo 350		LL-MO-304	3,50 m	1,00 m	0,92 m	3,92 x 6,53 m
Tubo 400		LL-MO-305	4,00 m	1,00 m	0,92 m	3,92 x 7,03 m
Tubo 450		LL-MO-306	4,50 m	1,00 m	0,92 m	3,92 x 7,53 m
Tubo 500		LL-MO-307	5,00 m	1,00 m	0,92 m	3,92 x 8,03 m

- L1** - Length | Länge
- L2** - Height | Höhe
- L3** - Total width | Gesamtbreite
- a, b** - Safety zone | Sicherheitszone

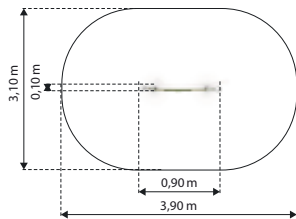
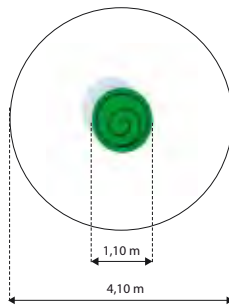
SALTI 1

K431



SALTI 2

K432



SONO 1

K821



SONO 3

K823



EDITO 1

K811



EDITO 2

K812



EDITO 3

K813



EDITO 4

K814

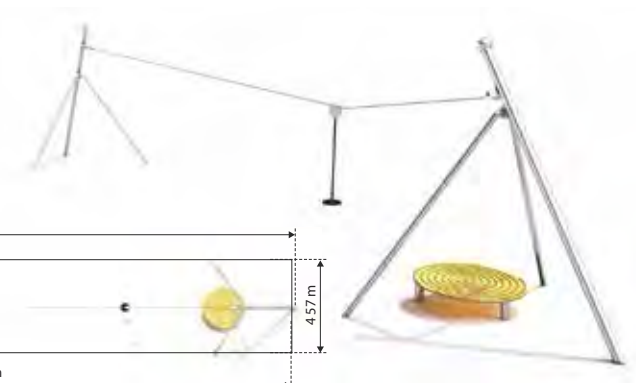

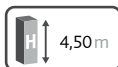


TRANSIRO 20

K1101-20

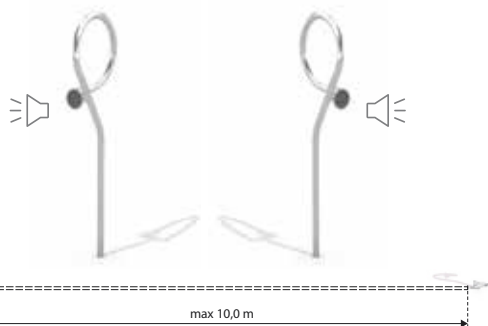
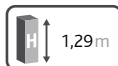
TRANSIRO 25

K1101-25



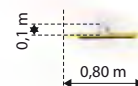
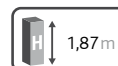
VOCO

K1151



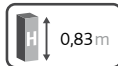
TABLO

K930



SEGO 1

K901



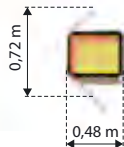
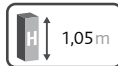
SEGO 2

K902




RUBO

K920



STATIVO

K940



LIMAKO

for toddlers layout 1
Für Kleinkinder Layout 1



L - 8m 1-6 year
W - 6m

**LIMAKO**

for toddlers layout 6
Für Kleinkinder Layout 6



L - 13m 1-6 year
W - 16m

**LIMAKO**

for kids layout 2
Für Kinder Layout 2



L - 9m 3-8 year
W - 8m



LIMAKO

for kids layout 6
Für Kinder Layout 6



L - 16m 3-8 year
W - 22m



LIMAKO

for teenagers layout 3
Für Jugendliche Layout 3



L - 16m 6-12 year
W - 11m




LIMAKO


for teenagers layout 5
Für Jugendliche Layout 5



L - 17m 6-12 year
W - 19m







LIGHT & SOUND | LICHT & MUSIK



LIGHT & SOUND

LUMO PLAY is an unique light and sound system - it generates light and sound while device is in motion, thanks to which the product is colourfully illuminated and at the same time plays funny melodies.

It takes the playground to higher level, making it interactive, modern and attractive for children of all ages.

LUMO PLAY ist ein einzigartiges Licht- und Soundsystem - es erzeugt Licht und Ton, wenn das Spielplatzgerät bewegt wird, so dass das Produkt farbig leuchtet und gleichzeitig lustige Melodien spielt.

LUMO PLAY bringt den Spielplatz auf ein höheres Niveau und macht ihn interaktiv, modern und attraktiv für Kinder jeden Alters.

Light

When the roundabout is put in motion it illuminates colourfully with LED lights.

Licht

Wenn Sie das Spielzeug in Bewegung setzen, blinkt das Spielzeug mit farbigen LED-Leuchten.

App

Control it by mobile phone downloading LUMO PLAY App from Google Play or App Store.

App

Laden Sie die LUMO PLAY App von Google Play oder App Store herunter und steuern Sie Musik und Licht.

Administrator

The app allows to override music and light settings. Depends on the time of day, modify the volume or ON/OFF settings.

Administrator

Die App ermöglicht übergeordnete Musik-, und Lichteinstellungen. Ändern Sie die Lautstärke- oder ON/OFF-Einstellungen je nach Tageszeit

Music

When device is in motion music starts to play. Built-in speaker provides high quality sound.

Musik

Wenn Sie das Spielzeug in Bewegung setzen, werden Sie Musik hören. Die eingebauten Lautsprecher sorgen für die richtige Klangqualität.

Play your favourite music

Connect it to Spotify, YouTube or Tidal and play your favourite tunes and songs while using it.

Spielen Sie Ihre Lieblingsmusik ab

Verbinden Sie sich mit Spotify, YouTube oder Tidal und spielen Sie Ihre Lieblingslieder ab.


Power

Power is generated by movement, so external power supply or battery is not required

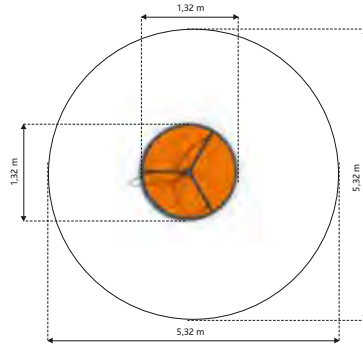
Strom

Der Strom wird während der Bewegung des Spielzeugs erzeugt. Daher benötigen die Spielplatzgeräte mit dem LUMO PLAY System weder eine Batterie noch einen externen Anschluss


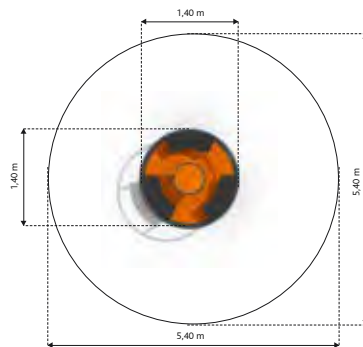





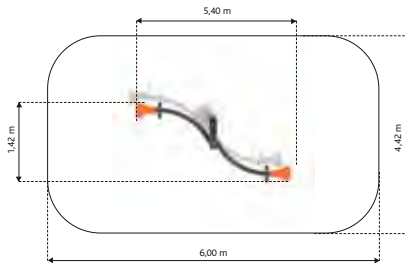
NORTE LUMO PLAY
GK-RO-201-LP



TORNADO LUMO PLAY
GM0147-1p-LP



SNAKE LUMO PLAY
GM1652-LP





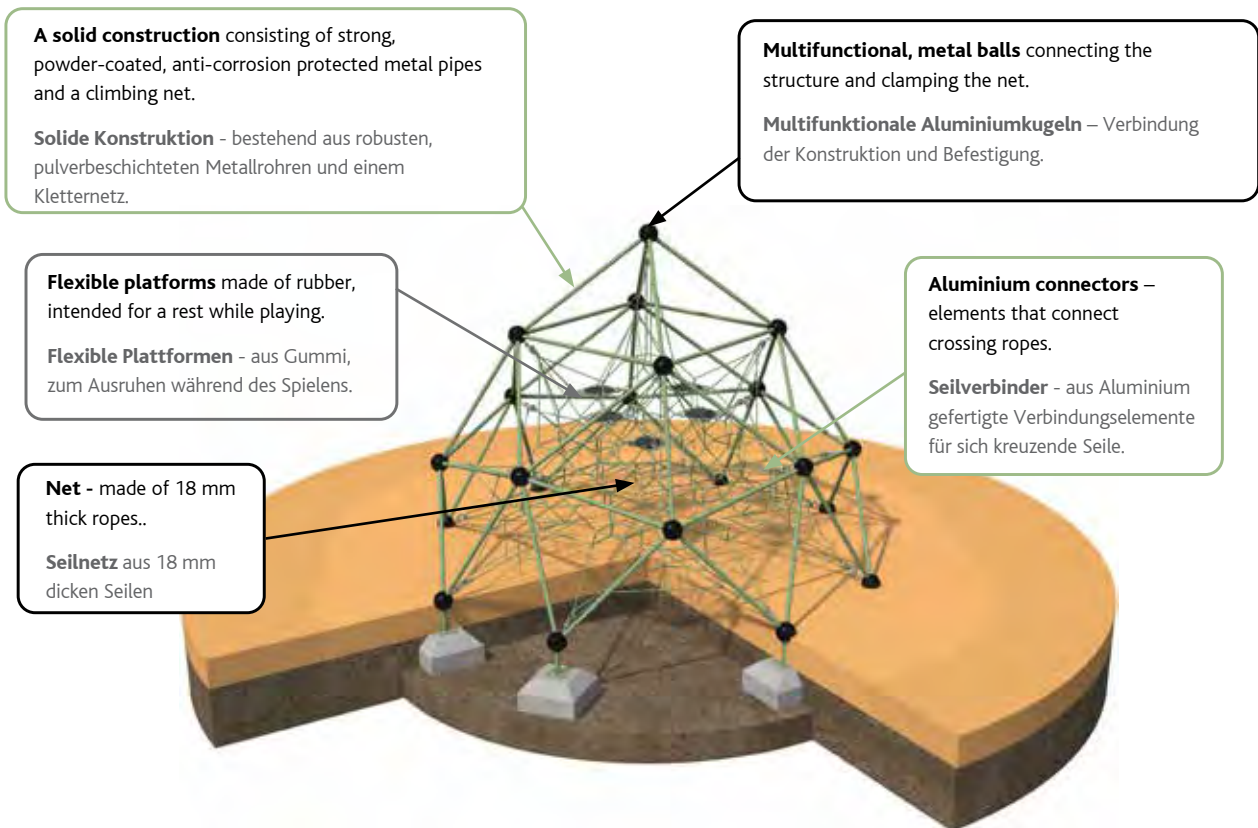




PLAYGROUNDS | SPIELPLÄTZE


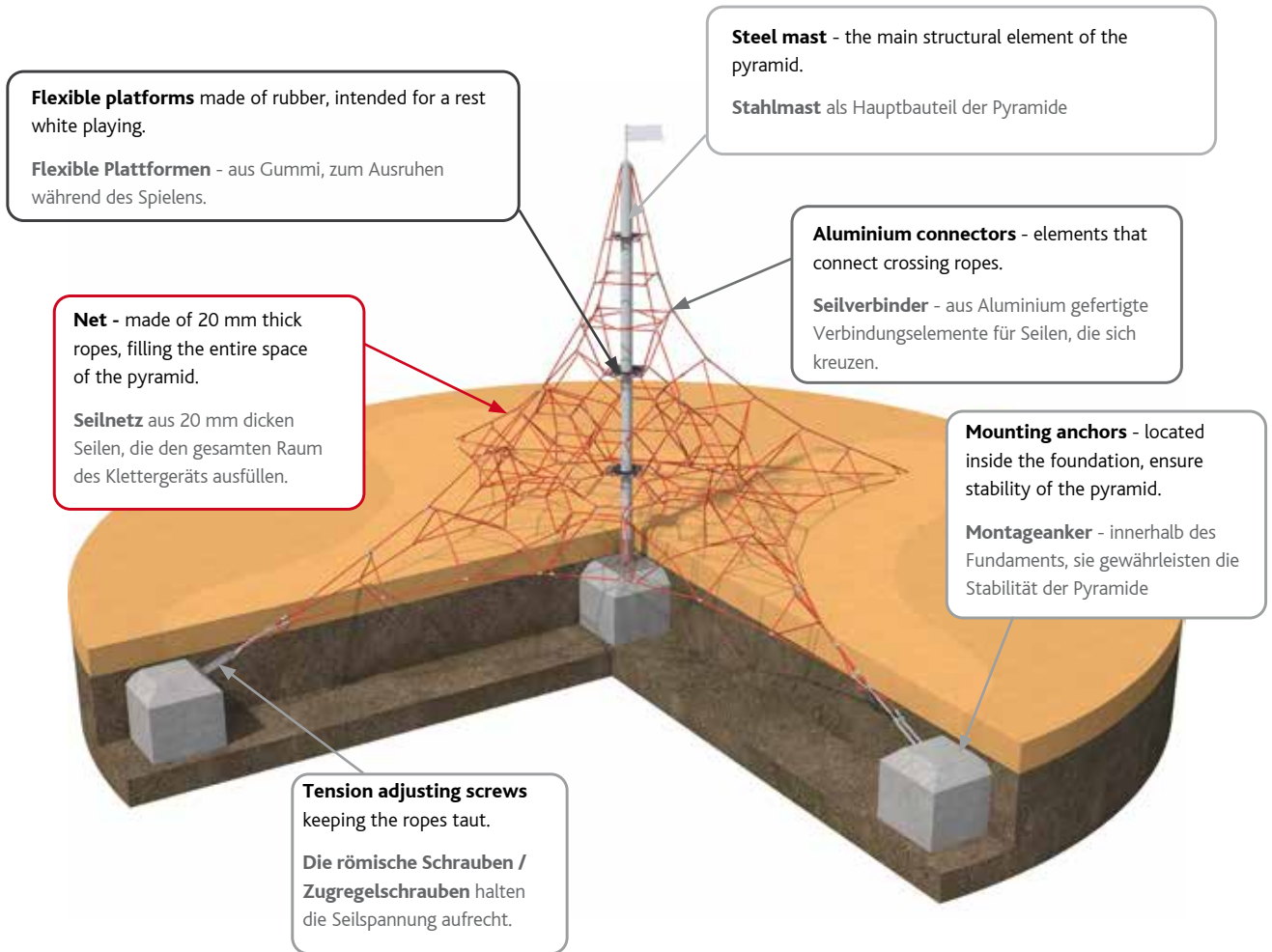
LINARIUM series comprises rope devices for climbing which are intended for playgrounds and sports facilities. All products of this series are not only a guarantee of great fun, but also develop motor coordination and help to initiate physical activity.

LINARIUM eine Serie sehr attraktiver Geräte für Spielplätze, Freizeit- und Sportanlagen. Die Produkte dieser Serie garantieren nicht nur viel Spaß, sondern entwickeln auch die Bewegungskoordination und helfen, körperliche Aktivität zu initiieren.




Steel construction | Konstruktion aus Stahl

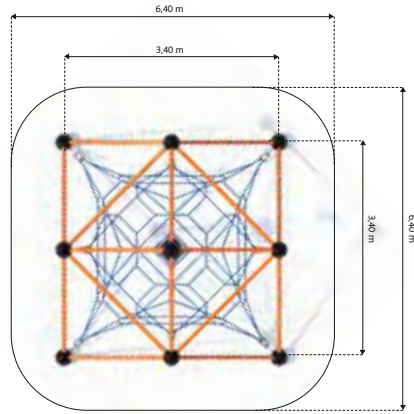




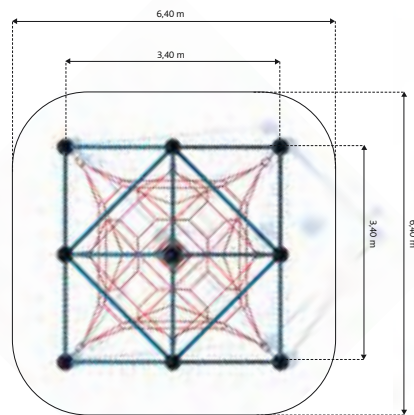
Strong 20 mm thick rope | 20 mm starkes Seil besteht



PINTO 30
CR-LI-P30

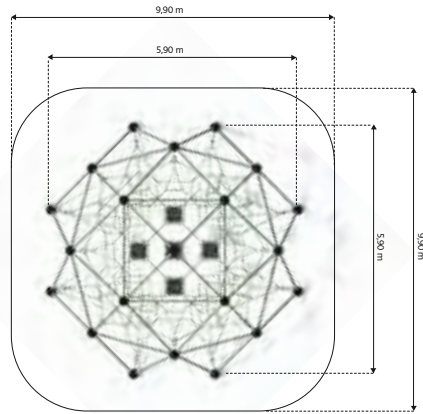


PINTO 40
CR-LI-P40



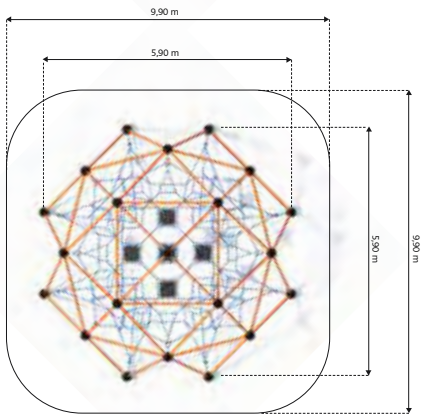
PINTO 50

CR-LI-P50



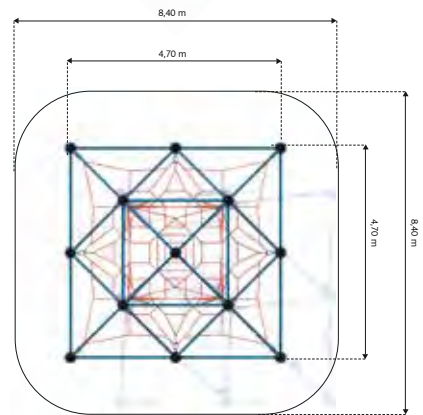
PINTO 55

CR-LI-P55




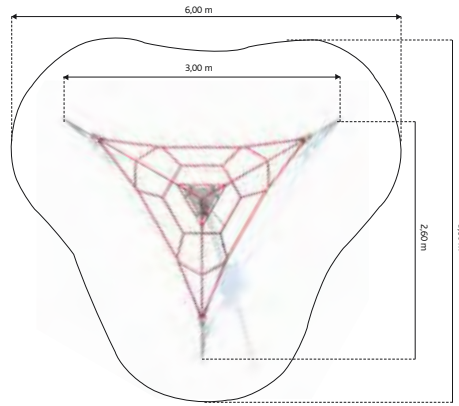
DIAMANTO 45

CR-LI-D45



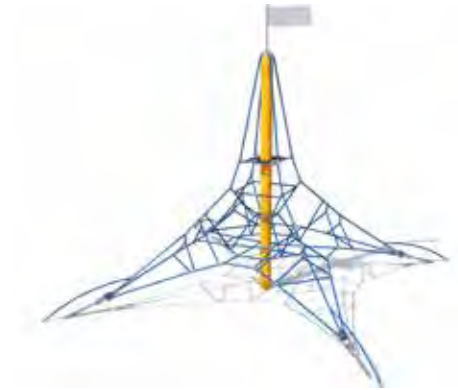
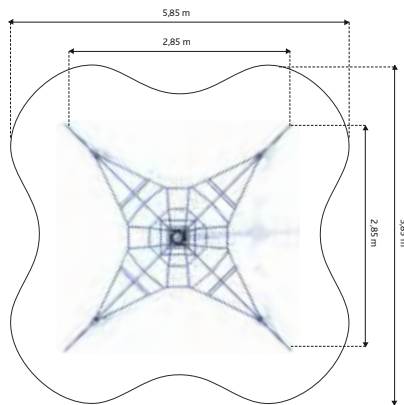
PIRAMIDO T35

CR-LI-PT35



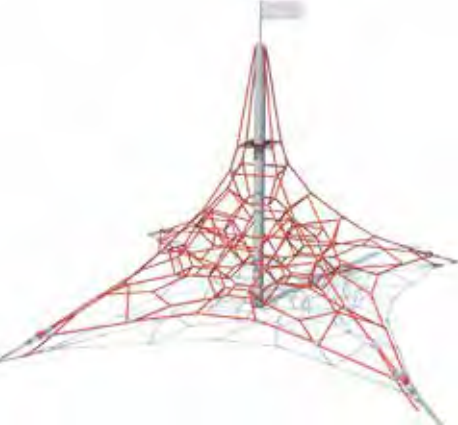
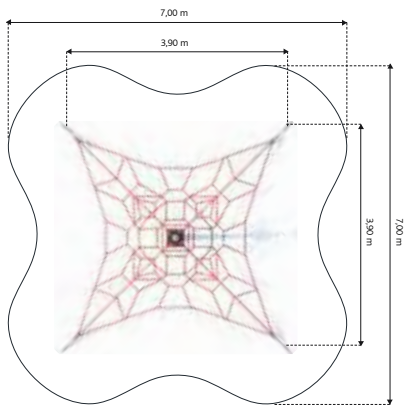
PIRAMIDO Q35

CR-LI-PQ35



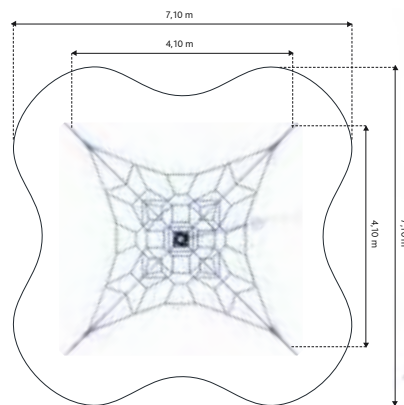
PIRAMIDO Q40

CR-LI-PQ40

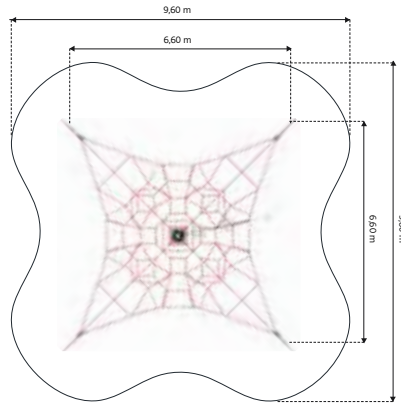


PIRAMIDO Q45

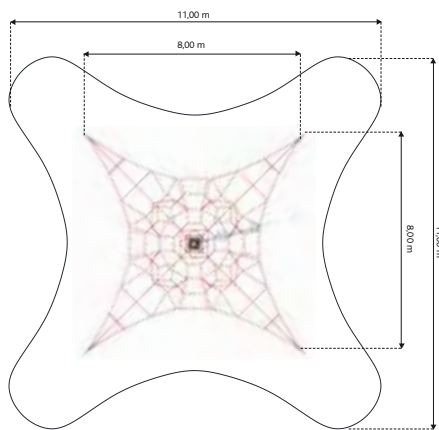
CR-LI-PQ45



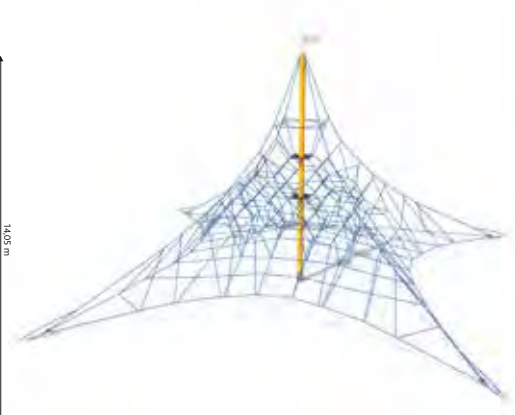
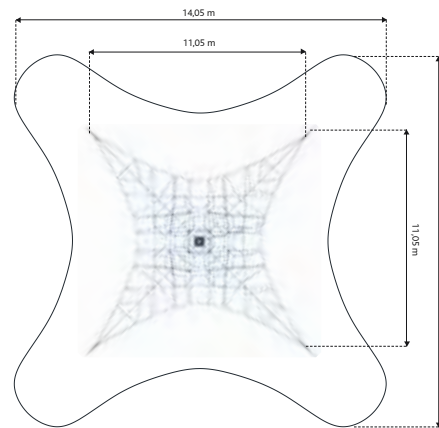
PIRAMIDO Q55
CR-LI-PQ55



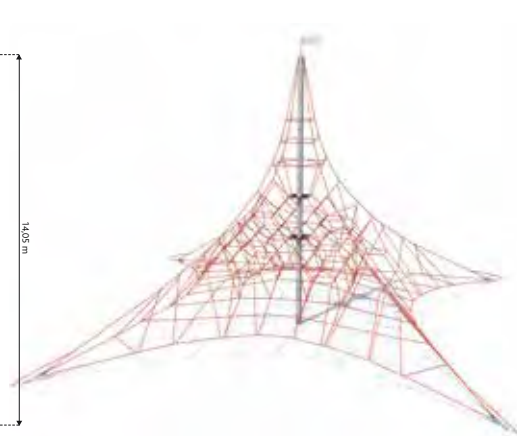
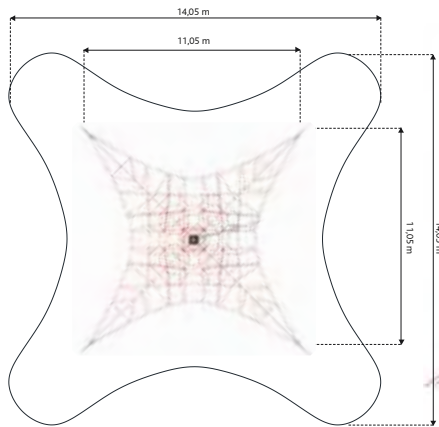
PIRAMIDO Q65
CR-LI-PQ65



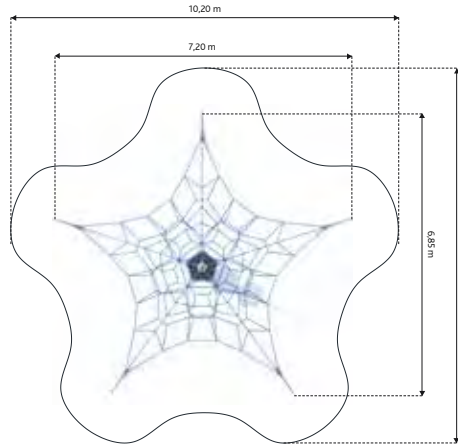
PIRAMIDO Q75
CR-LI-PQ75



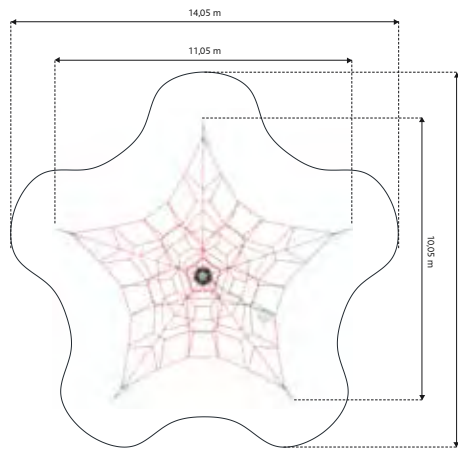
PIRAMIDO Q85
CR-LI-PQ85



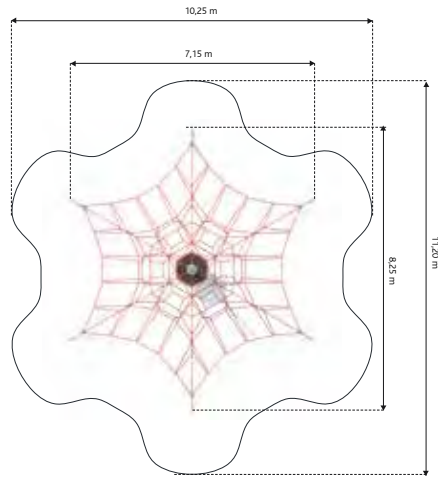
PIRAMIDO P50
CR-LI-PP50



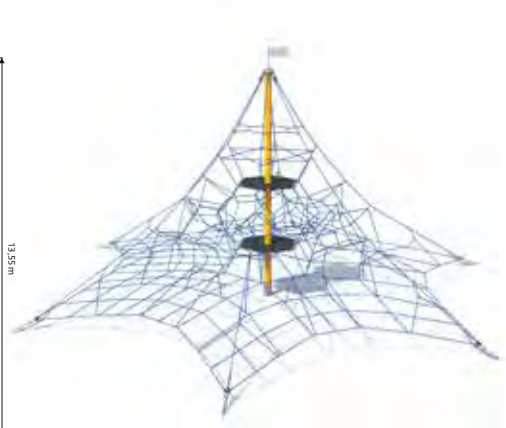
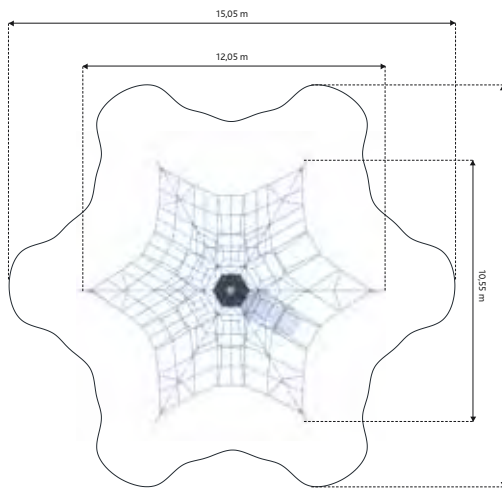
PIRAMIDO P65
CR-LI-PP65



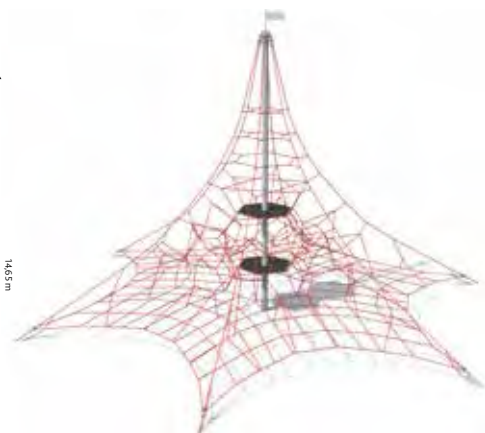
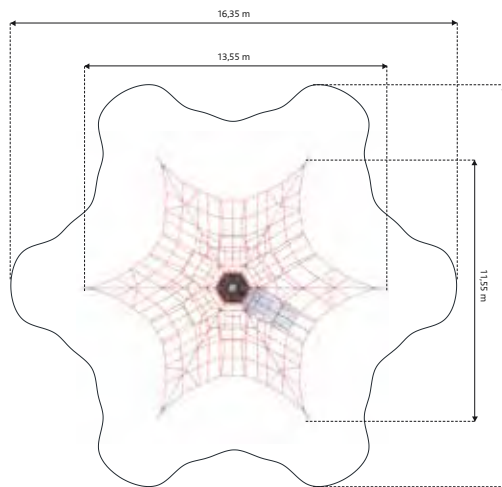
PIRAMIDO S55
CR-LI-PS55




PIRAMIDO S65
CR-LI-PS65



PIRAMIDO S85
CR-LI-PS85







PLAYGROUNDS | SPIELPLÄTZE



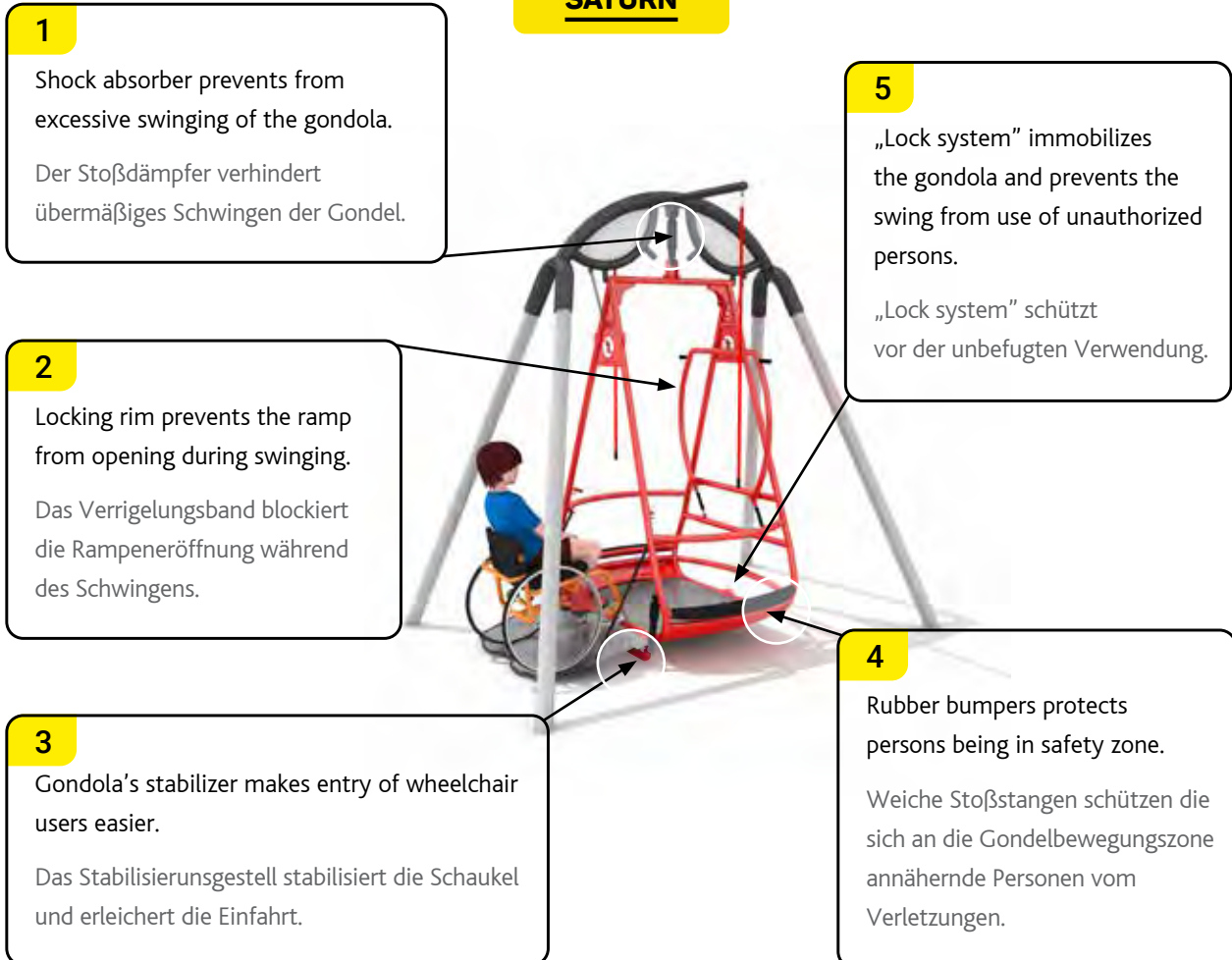
integrado

FIVE-ELEMENTS SAFETY SYSTEM

1 2 3 4 5

Swing | Schaukel

SATURN



1

Shock absorber prevents from excessive swinging of the gondola.

Der Stoßdämpfer verhindert übermäßiges Schwingen der Gondel.

5

„Lock system” immobilizes the gondola and prevents the swing from use of unauthorized persons.

„Lock system” schützt vor der unbefugten Verwendung.

2

Locking rim prevents the ramp from opening during swinging.

Das Verriegelungsband blockiert die Rampeneröffnung während des Schwingens.

4

Rubber bumpers protect persons being in safety zone.

Weiche Stoßstangen schützen die sich an die Gondelbewegungszone annähernde Personen vom Verletzungen.

3

Gondola’s stabilizer makes entry of wheelchair users easier.

Das Stabilisierungsgestell stabilisiert die Schaukel und erleichtert die Einfahrt.



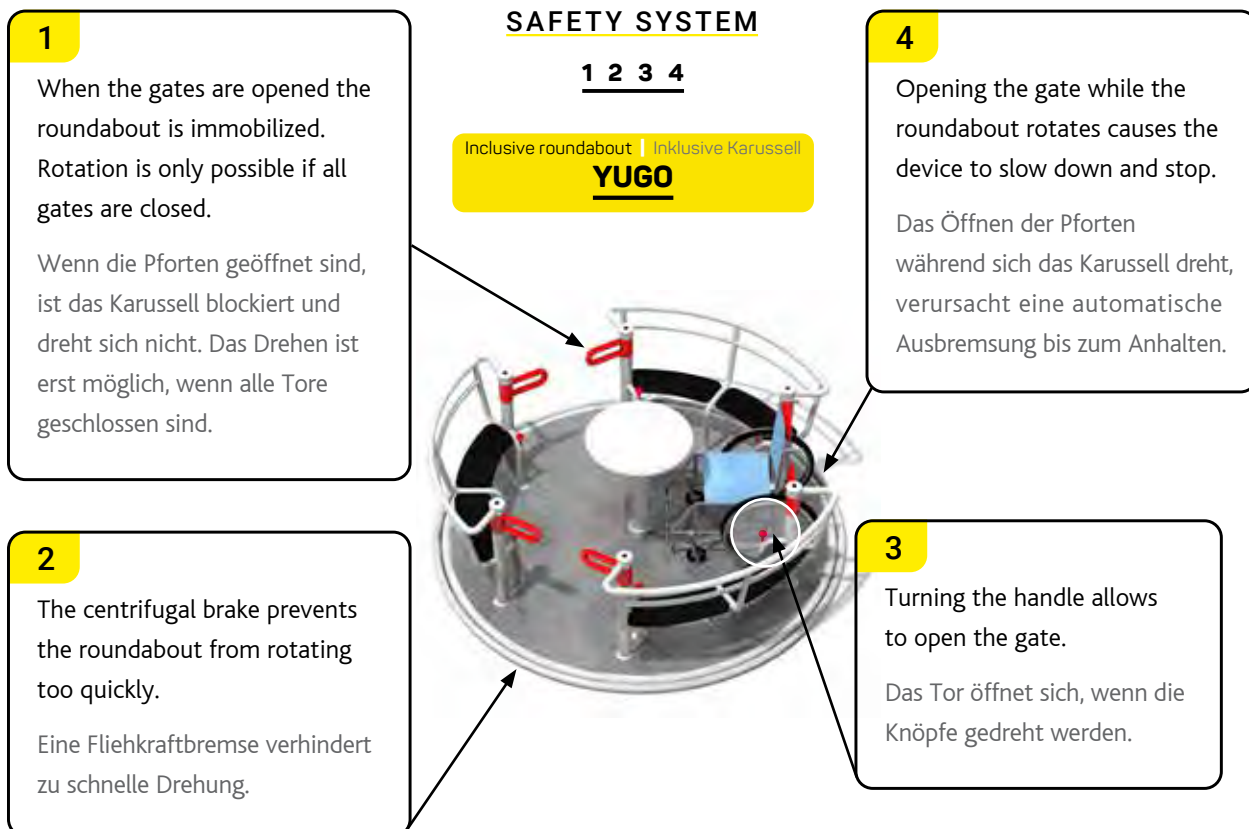
Skid-shaped gondola’s stabilizer making easier entry for wheelchair

Das Stabilisierungsgestell für die Rollstuhlfahrer.

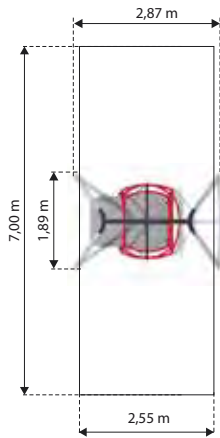


„Lock system” immobilizes the gondola and prevents the swing from use of unauthorized persons.

„Lock system” der vor der unbefugten Schaukelbenutzung schützt.


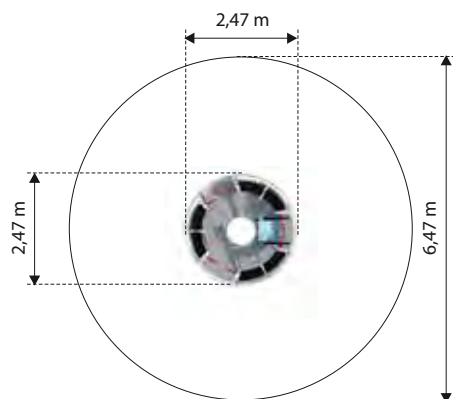


SATURN
GM1611



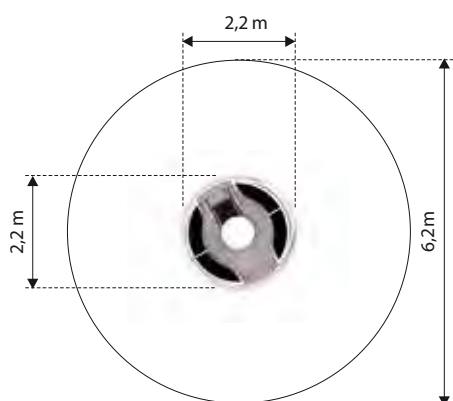
YUGO 3
GM0621




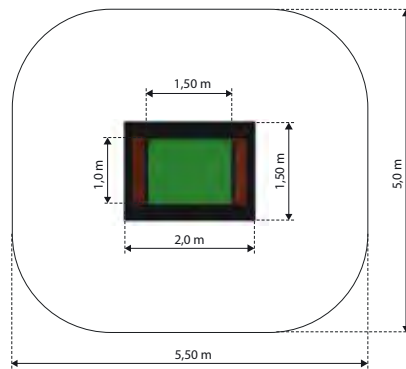
YUGO 2
GM0622



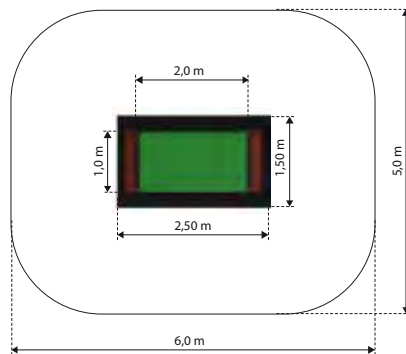
ORTA-I 150 X 200

MA-SA-41-I



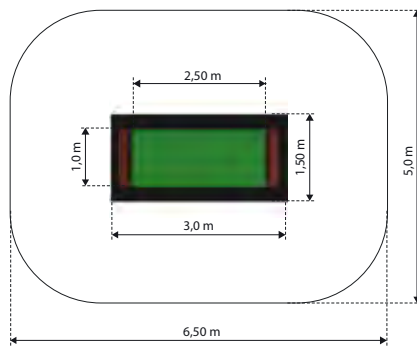
ORTA-I 150 X 250

MA-SA-43-I



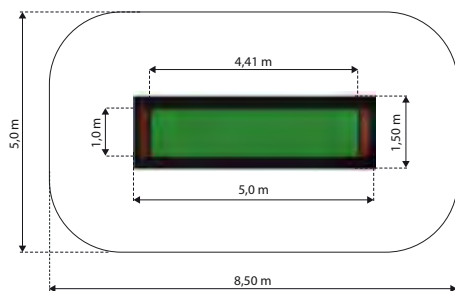
ORTA-I 150 X 300


MA-SA-46-I

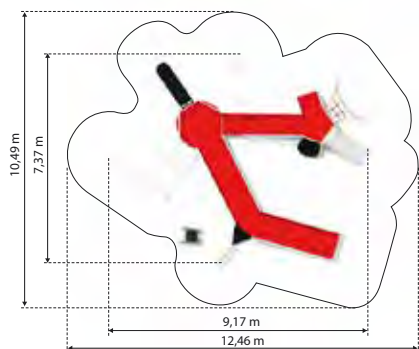


ORTA-I 150 X 500

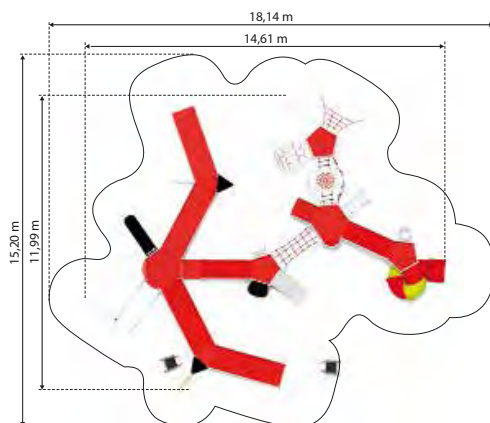
MA-SA-47-I




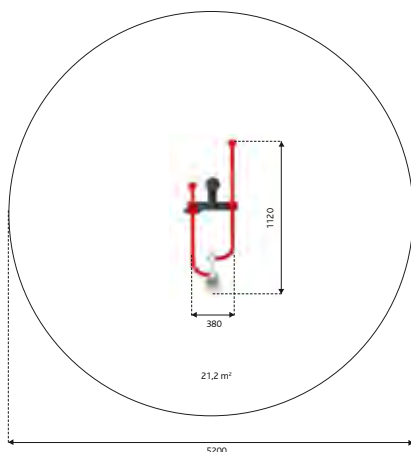
CENTAUR 
GM495503



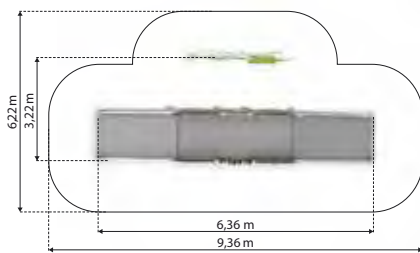
DRAGON 
GM495506



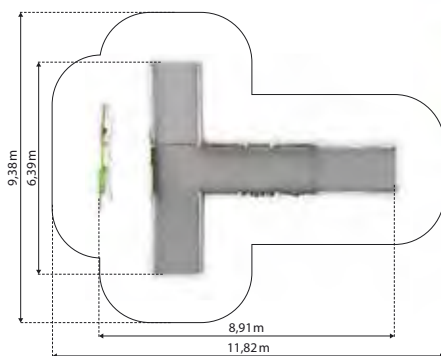
DIGO-I 
KS-IN-01




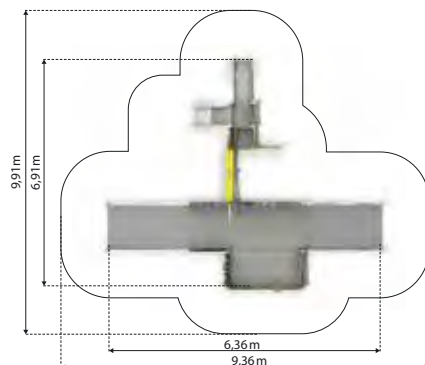
KAJO 1
K1001



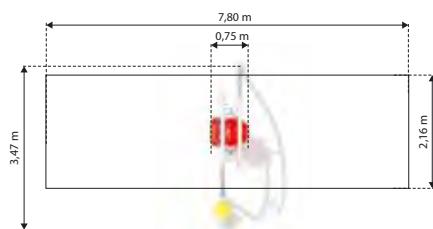
KAJO 2
K1002



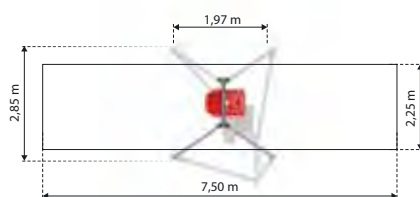
KAJO 3
K1003



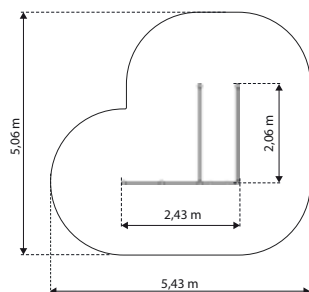
POGO
K305



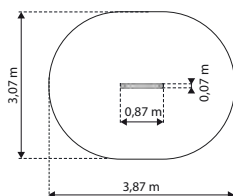
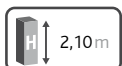
MERCURY
GK-IN-301



STANDING FRAME 2
GK-IN-303

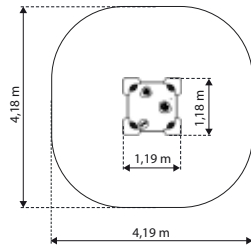


STANDING FRAME 1
GK-IN-302



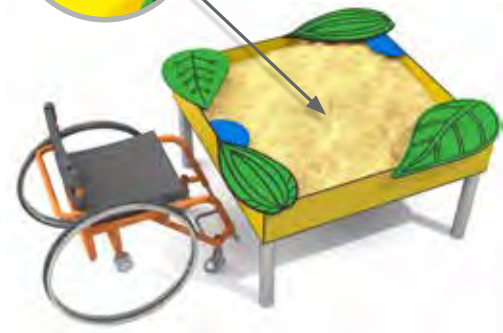
SOMERO 1

CT-IN-01



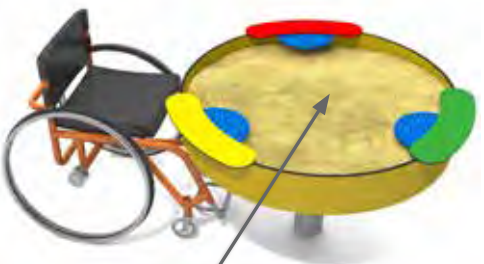
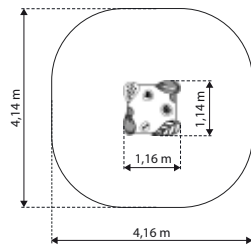
Find the fossil at the bottom of the sandbox.

Finde das Fossil am Boden des Sandkastens.



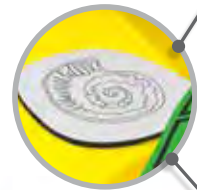
SOMERO 2

CT-IN-02



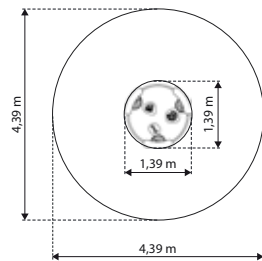
Find the fossil at the bottom of the sandbox.

Finde das Fossil am Boden des Sandkastens.



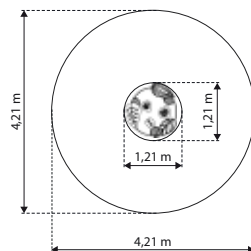
SOMERO 3

CT-IN-03



SOMERO 4

CT-IN-04



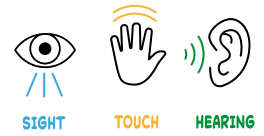

Mix sand
Gib dem Sand



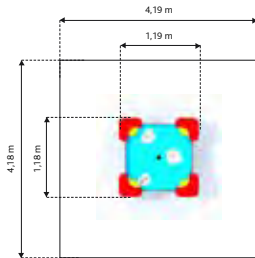
with water
das Wasser zu



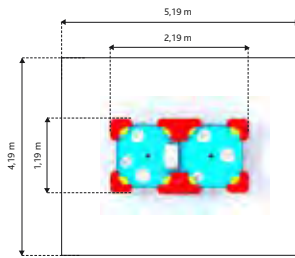
and play with it.
und spiele damit.



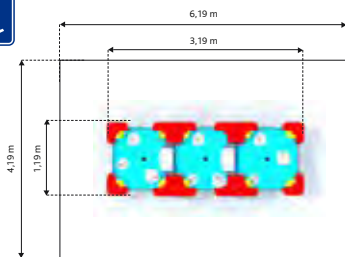
KOTO 1A, 1B
CT-IN-05, CT-IN-06



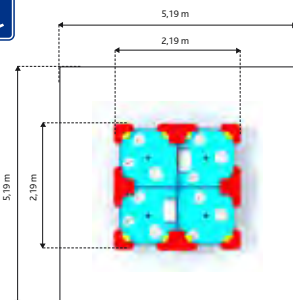
KOTO 2A, 2B
CT-IN-07, CT-IN-08



KOTO 3A, 3B
CT-IN-09, CT-IN-10



KOTO 4A, 4B
CT-IN-11, CT-IN-12



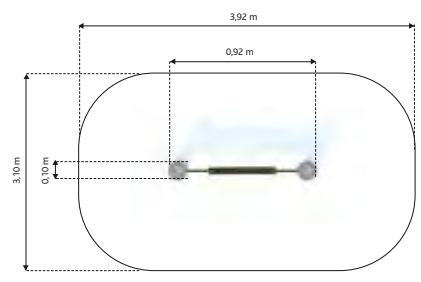


SIGHT

TOUCH

HEARING

Music boards - electronic | Musiktafeln - elektronisch



SONO 1A
FR-IN-01

SONO 3A
FR-IN-02

Music boards - acoustic | Musiktafeln - akustisch



AKUSTIKO 1
FR-IN-03

AKUSTIKO 2
FR-IN-04

AKUSTIKO 3
FR-IN-05

Sensory boards | Sensorische Tafeln



SENSA 1
FR-IN-06

SENSA 2
FR-IN-07

SENSA 3
FR-IN-08

SENSA 4
FR-IN-09



SENSA 5
FR-IN-10




SENSA 6
FR-IN-11



SENSA 7
FR-IN-12



SENSA 8
FR-IN-13



SENSA 9
FR-IN-14



SENSA 10
FR-IN-15



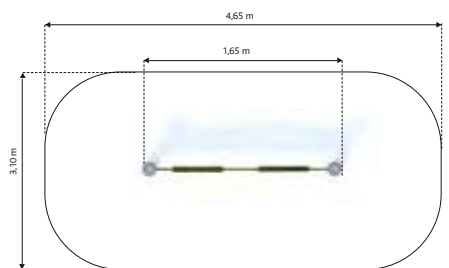
SENSA 11
FR-IN-16



PARO 1
FR-IN-17



PARO 2
FR-IN-18





PARO 3
FR-IN-19



PARO 4
FR-IN-20



PARO 5
FR-IN-21



PARO 6
FR-IN-22



PARO 7
FR-IN-23



PARO 8
FR-IN-24




PARO 9
FR-IN-25



PARO 10
FR-IN-26



PARO 11
FR-IN-27

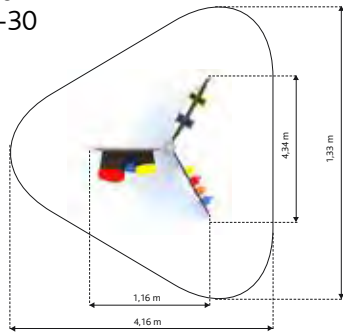


PARO 12
FR-IN-28

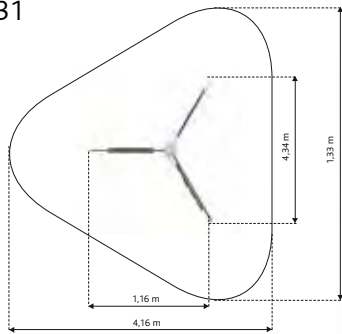


PARO 13
FR-IN-29

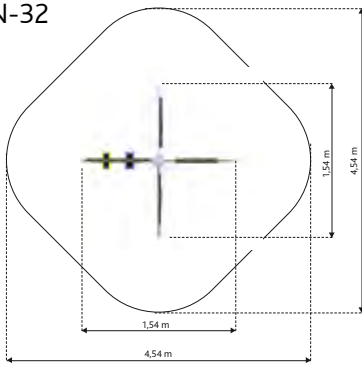
MUTAJ 3A
FR-IN-30



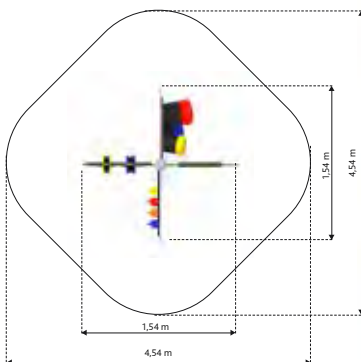
MUTAJ 3B
FR-IN-31



MUTAJ 4A
FR-IN-32



MUTAJ 4B
FR-IN-33







TRAMPOLINES | TRAMPOLINE

Trampoline construction | Konstruktion des Trampolins

Construction | Konstruktion

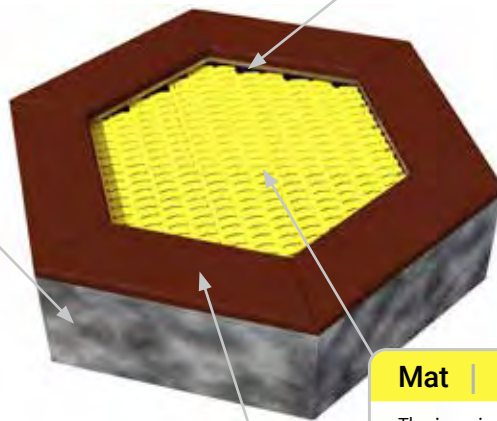
The body of the trampoline is shaped like a chest. It is made of thick welded sheet metal, which provides stability and durability of the trampoline.

Die Konstruktion des Trampolins besteht aus einem geschweißtem, verzinktem Stahlrahmen. Das gewährleistet die richtige Stabilisierung und gewünschte Lebensdauer des Trampolins.

Springs | Federn

Springs are very durable and allow jumping by bending the mat. They have been made to last for years in public facilities.

Die hochqualitative Feder ermöglichen sanftes Springen, ohne ungewünschten Geräuschen. Die Feder wurden so konzipiert, dass sie für den langjährigen Einsatz in den öffentlichen Bereichen geeignet sind.



Elastic collar | Fallschutzumrandung

Provides security to user and protects against falling outside the jumping area.

Die integrierte, weiche Umrandung sorgt für die Sicherheit der Nutzer. Sie schützt vor den Verletzungen beim Herausfallen aus der Sprungfläche.

Mat | Sprungmatte

The jumping mat is made of very durable lamellas threaded on steel cables. The lamellas have been designed to be durable and reliable, their specific surface prevents slipping.


Die Sprungmatte wird aus langlebigen und wetterfesten Lamellen gefertigt, die auf Stahldrähten aufgefädelt sind. Die Lamellenform verhindert das Brechen. Ihre spezifische Oberfläche schützt vor dem Verrutschen.



Non-slip surface.
Rutschfeste Oberfläche.

The wide lamella wings provide greater comfort when jumping.
Die breiten Lamellenflügel sorgen für besseren Komfort beim Springen.

Very durable, thick and strong bushings with high resistance for exploitation.
Dicke, sehr starke und langlebige Buchsen mit hoher Verschleißfestigkeit.



The lamellas are extremely durable thanks to specially designed reinforcements.

Die Lamellen sind dank speziell entwickelter Verstärkungen extrem langlebig.

Thanks to the unique shape of the lamellas, the space between them has been reduced to only 7 mm. This prevents small items such as keys or cell phones from falling inside the trampoline.

Dank der einzigartigen Form der Lamellen wurde der Innenabstand auf nur 7 mm reduziert. Dadurch wird verhindert, dass kleine Dinge wie Schlüssel oder Handys in das Trampolin fallen.

Trampoline construction | Konstruktion des Trampolins

Construction | Konstruktion

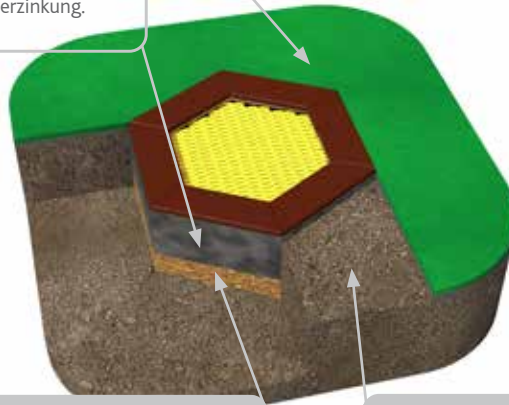
The Trampoline body is embedded directly in the ground. It is very stable and durable due to anti corrosion protection by hot - dip galvanizing.

Das Trampolin wird als ein Element in den Boden eingesetzt. Seine solide Konstruktion und Langlebigkeit verdankt es der Feuerverzinkung.

Safe surface | Sicherheitsbereich

There should be a safe surface around the trampoline to protect children from falls.

Um das Trampolin herum sollte ein sicherer Bodenbelag vorhanden sein, der die Kinder vor Sturzfolgen schützt.



Hardened ground | Befestigter Untergrund

The trampoline is directly mounted on the hardened and levelled ground, which needs to be permeable to water.

Das Trampolin soll direkt auf den befestigten, stabilen Untergrund gesetzt werden. Der Untergrund muss wasserdurchlässig sein.

Ground | Boden

The trampoline is installed in the ground at a depth of 40 cm.

Das Trampolin soll in eine Grubentiefe von 40 cm eingesetzt werden.

Cleaning the inside of the trampoline | Reinigung des Innerraums



Variant I - removing the mat

Variante I - Entfernung der Sprungmatte

To clean the trampoline you need to remove part of the jumping mat. Removing the mat is simple and involves sliding the rope shackles from the springs located along the perimeter of the body of the trampoline.


Um das Trampolin zu reinigen, muss man ein Teil der Sprungmatte entfernen. Um die Sprungmatte zu entfernen, sollen die Seilschäkel von den Federn weggeschoben werden. Die Federn befinden sich auf dem Umfang der Konstruktion.

Variant II - opening the cover

Variante II - Eröffnung des Hebedeckels

Once you open the cover of the trampoline, you can simply clean its inside.


Das Trampolin kann auch durch die einfache Eröffnung von Hebedeckels gereinigt werden.



The colours of the lamellas | Lamellenfarben



black | schwarz
RAL 9005



gray | grau
RAL 7035



green | grün
RAL 6029



red | rot
RAL 3020



blue | blau
RAL 5005



violet | violett
RAL 4005




yellow | gelb
RAL 1018




orange | orange
RAL 2005

Patterns on the jumping mat | Sprungmattenmotive



Elastic collar colours | Farben Umrandungsfarben

SBR



red
rot

black
schwarz

EPDM



DESIGN YOUR TRAMPOLINE | GESTALTEN SIE IHR TRAMPOLIN

Create your own unique trampoline - choose a color, pattern, shape and size.

Erstellen Sie Ihr eigenes einzigartiges Trampolin - wählen Sie Farbe, Muster, Form und Größe aus.



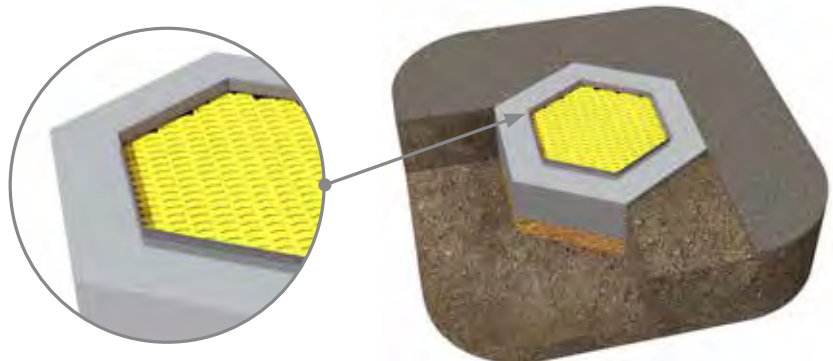
SALTO trampoline without an elastic collar are adapted to be covered with a safe surface.

Salto Trampolin ohne elastische Umrandung für den fugenlosen Fallschutzbelag.

1

Trampoline without elastic collar ready for surface installation.

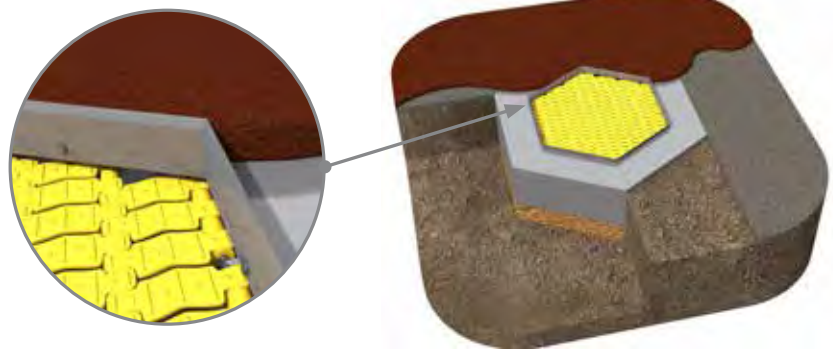
Trampolin ohne Fallschutz ist für die Anwendung des fugenlosen Fallschutzbelags bereit.



2

Installation of a safe surface using a formwork strip.

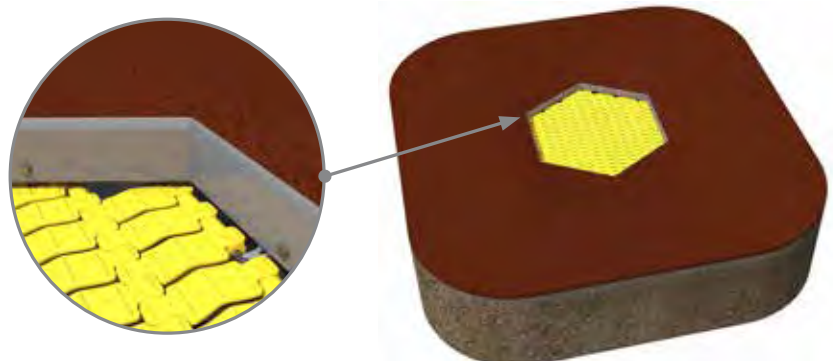
Der Ausguß des fugenlosen Fallschutzbelages (vergessen Sie die Schalungsleiste nicht!).



3


The safe surface before removing the formwork strip.

Fertiger Fallschutzbelag vor der Entfernung der Schalungsleiste.



4

Unscrewing and removing the formwork strip. | Die Schalungsleiste kann erst jetzt abgeschraubt und demontiert werden.





Types of trampolines | Trampolin Arten

Trampoline **PAKO**



Code	Name	A - dimension	B - jumping area	C - safety area
		A - Trampolingröße	B - Sprungmatte	C - Sicherheitsraum
MA-SA-21	PAKO 125	1,25 x 1,25 m	0,75 x 0,75 m	3,75 x 3,75 m
MA-SA-22	PAKO 150	1,5 x 1,5 m	1,0 x 1,0 m	4,0 x 4,0 m
MA-SA-23	PAKO 175	1,75 x 1,75 m	1,25 x 1,25 m	5,25 x 5,25 m
MA-SA-24	PAKO 200	2,0 x 2,0 m	1,5 x 1,5 m	5,5 x 5,5 m
MA-SA-25	PAKO 225	2,25 x 2,25 m	1,75 x 1,75 m	5,75 x 5,75 m
MA-SA-26	PAKO 250	2,5 x 2,5 m	2,0 x 2,0 m	6,0 x 6,0 m

Trampoline **RADO**



Code	Name	A - dimension	B - jumping area	C - safety area
		A - Trampolingröße	B - Sprungmatte	C - Sicherheitsraum
MA-SA-01	RADO 125	Ø 1,25 m	Ø 0,75 m	Ø 3,75 m
MA-SA-02	RADO 140	Ø 1,4 m	Ø 0,9 m	Ø 3,9 m
MA-SA-03	RADO 150	Ø 1,5 m	Ø 1,0 m	Ø 4,0 m
MA-SA-04	RADO 160	Ø 1,6 m	Ø 1,1 m	Ø 4,1 m
MA-SA-05	RADO 175	Ø 1,75 m	Ø 1,25 m	Ø 4,25 m
MA-SA-06	RADO 200	Ø 2,0 m	Ø 1,5 m	Ø 5,5 m
MA-SA-07	RADO 225	Ø 2,25 m	Ø 1,75 m	Ø 5,75 m

Trampoline **ORTA**



Code	Name	A - dimension	B - jumping area	C - safety area
		A - Trampolingröße	B - Sprungmatte	C - Sicherheitsraum
MA-SA-40	ORTA 125 X 225	1,25 x 2,25 m	0,75 x 1,75 m	3,75 x 4,75 m
MA-SA-41	ORTA 150 X 200	1,5 x 2,0 m	1,0 x 1,5 m	5,0 x 5,5 m
MA-SA-42	ORTA 150 X 225	1,5 x 2,25 m	1,0 x 1,75 m	5,0 x 5,75 m
MA-SA-43	ORTA 150 X 250	1,5 x 2,5 m	1,0 x 2,0 m	5,0 x 6,0 m
MA-SA-44	ORTA 175 X 225	1,75 x 2,25 m	1,25 x 1,75 m	5,25 x 5,75 m
MA-SA-45	ORTA 175 X 250	1,75 x 2,5 m	1,25 x 2,0 m	5,25 x 6,0 m
MA-SA-46	ORTA 150 X 300	1,5 x 3,0 m	1,0 x 2,5 m	5,0 x 6,5 m

Trampoline **ORTA-I**

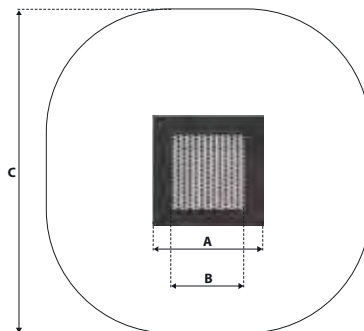


Code	Name	A - dimension	B - jumping area	C - safety area
		A - Trampolingröße	B - Sprungmatte	C - Sicherheitsraum
MA-SA-41-I	ORTA-I 150 X 200	1,5 x 2,0 m	1,0 x 1,5 m	5,0 x 5,5 m
MA-SA-43-I	ORTA-I 150 X 250	1,5 x 2,5 m	1,0 x 2,0 m	5,0 x 6,0 m
MA-SA-46-I	ORTA-I 150 X 300	1,5 x 3,0 m	1,0 x 2,5 m	5,0 x 6,5 m
MA-SA-47-I	ORTA-I 150 X 500	1,5 x 5,0 m	1,0 x 4,5 m	5,0 x 8,5 m

integrado



- A - trampoline dimension | Trampolingröße
- B - the size of the jumping mat | Größe der Sprungmatte
- C - safety area | Sicherheitsraum




Trampoline **HEXO**



Code	Name	A - dimension	B - jumping area	C - safety area
		A - Trampolingröße	B - Sprungmatte	C - Sicherheitsraum
MA-SA-61	HEXO 1	1,7 x 1,47 m	1,14 x 0,97 m	4,14 x 3,97 m

Trampoline **PENTO**



Code	Name	A - dimension	B - jumping area	C - safety area
		A - Trampolingröße	B - Sprungmatte	C - Sicherheitsraum
MA-SA-51	PENTO 1	1,68 x 1,6 m	1,18 x 1,5 m	4,68 x 4,6 m

Trampoline **KVARTALO**



Code	Name	A - dimension	B - jumping area	C - safety area
		A - Trampolingröße	B - Sprungmatte	C - Sicherheitsraum
MA-SA-71	KVARTALO 125	1,25 x 1,25 m	0,75 x 0,75 m	3,75 x 3,75 m
MA-SA-72	KVARTALO 150	1,5 x 1,5 m	1,0 x 1,0 m	4,0 x 4,0 m
MA-SA-73	KVARTALO 175	1,75 x 1,75 m	1,25 x 1,25 m	5,25 x 5,25 m
MA-SA-74	KVARTALO 200	2,0 x 2,0 m	1,5 x 1,5 m	5,5 x 5,5 m
MA-SA-75	KVARTALO 225	2,25 x 2,25 m	1,75 x 1,75 m	5,75 x 5,75 m
MA-SA-76	KVARTALO 250	2,5 x 2,5 m	2,0 x 1,0 m	6,0 x 6,0 m

Trampoline **JUNTO**



Code	Name	A - dimension	B - jumping area	C - safety area
		A - Trampolingröße	B - Sprungmatte	C - Sicherheitsraum
MA-SA-93	JUNTO 150 x 225	1,5 x 2,25 m	1,0 x 1,75 m	4,0 x 4,75 m



CREATE YOUR OWN SET OF TRAMPOLINE | KREIEREN SIE IHR EIGENES TRAMPOLIN-SET

3x



=



4x



=




6x



=



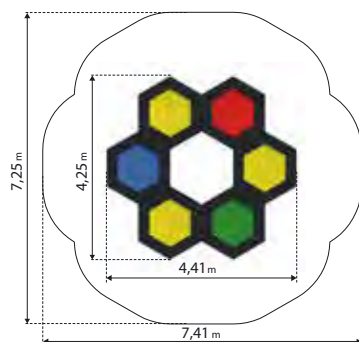
13x



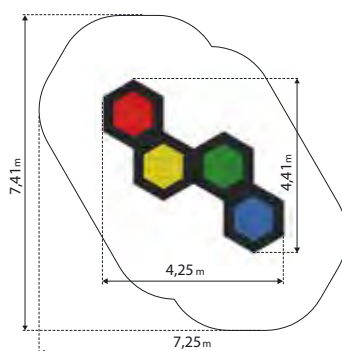
=



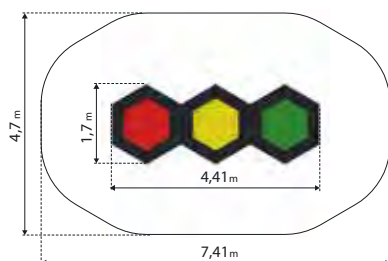
HEXO 6A
MA-SA-67



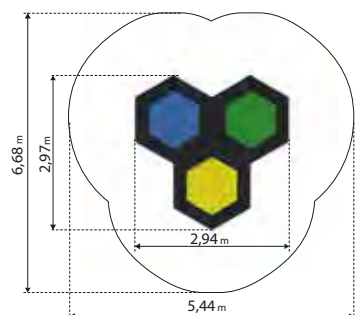
HEXO 4A
MA-SA-64



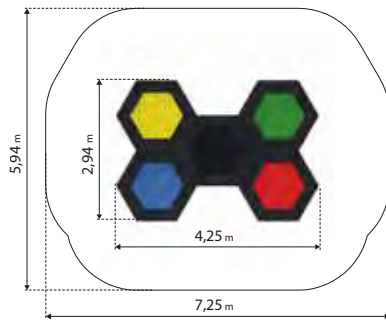
HEXO 3A
MA-SA-62



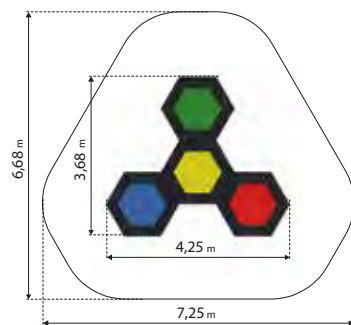
HEXO 3B
MA-SA-63



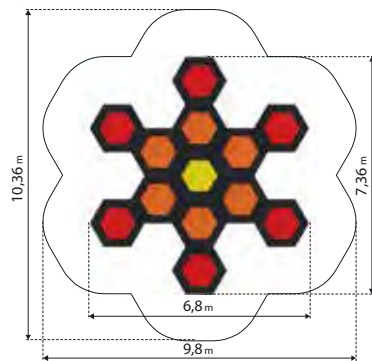
HEXO 5A
MA-SA-66



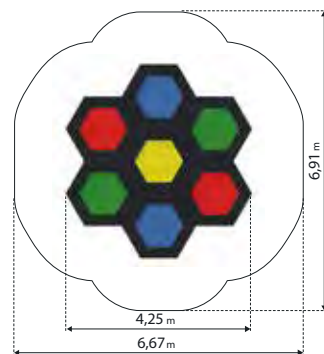
HEXO 4B
MA-SA-65



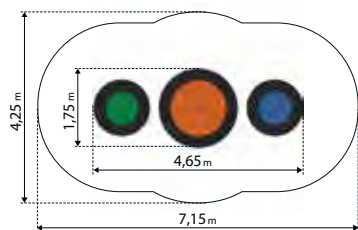
HEXO 13A
MA-SA-69



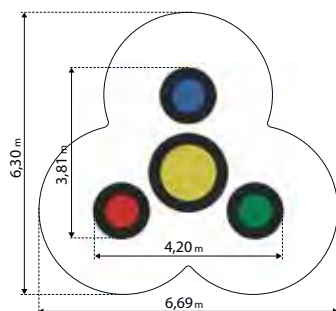
HEXO 7A
MA-SA-68



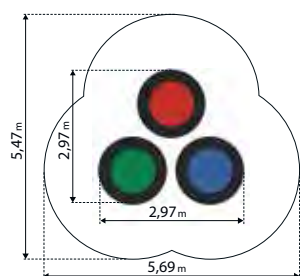
TUTO 1
MA-SA-101



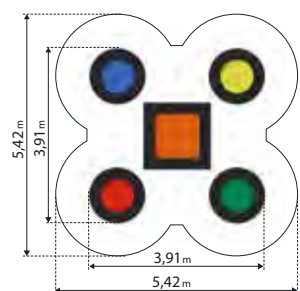
TUTO 2
MA-SA-102



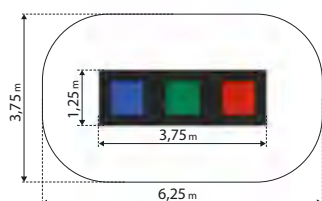
TUTO 3
MA-SA-102



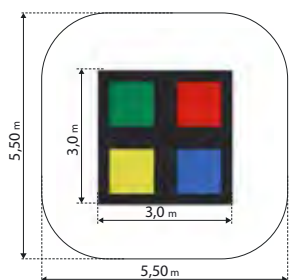
TUTO 4
MA-SA-104



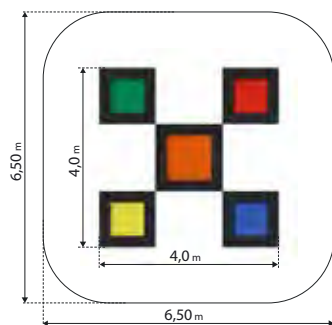
TUTO 5
MA-SA-105




TUTO 6
MA-SA-106



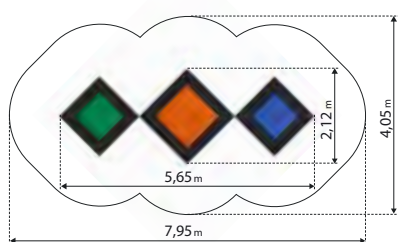
TUTO 7
MA-SA-107



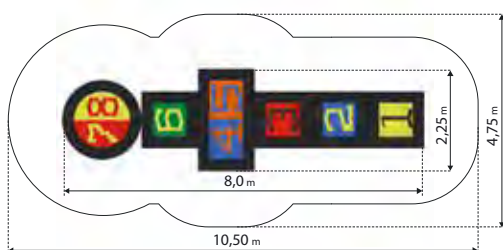
TUTO 8
MA-SA-108



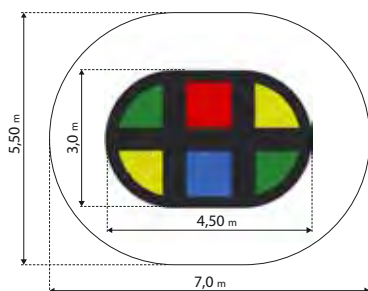
TUTO 9
MA-SA-109



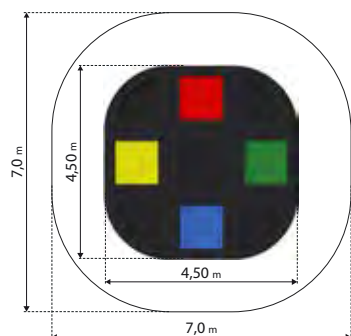
TUTO 10
MA-SA-110



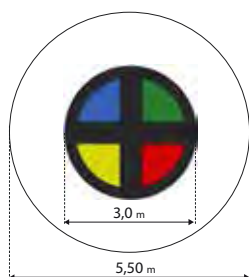
TUTO 11
MA-SA-111



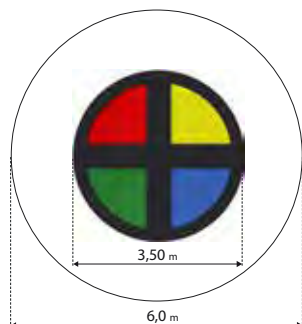
TUTO 12
MA-SA-112



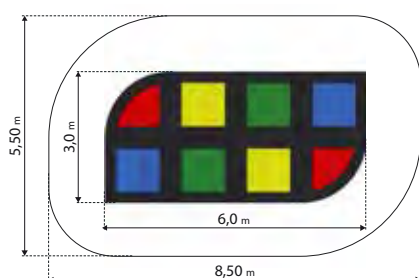
TUTO 13
MA-SA-112



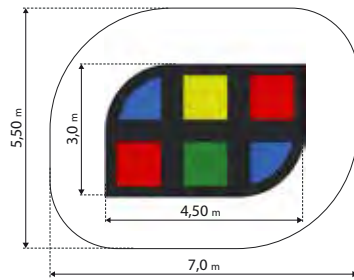
TUTO 14
MA-SA-114



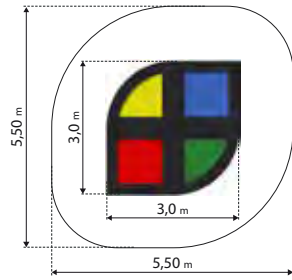
TUTO 15
MA-SA-115



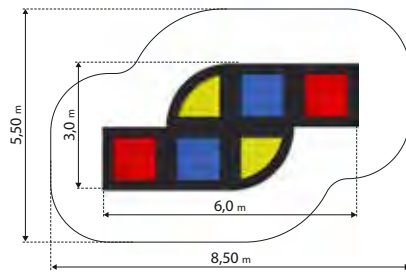
TUTO 16
MA-SA-116



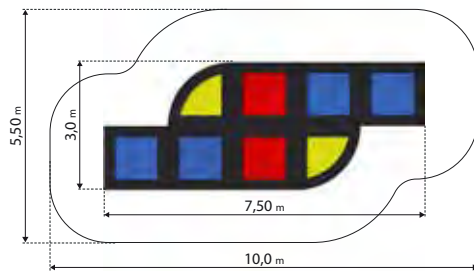
TUTO 17
MA-SA-117



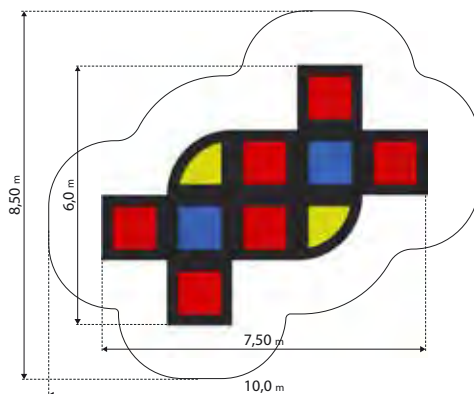
TUTO 18
MA-SA-118



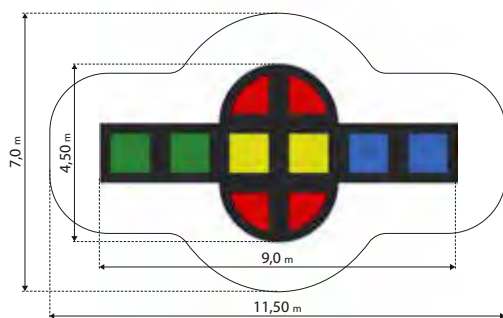
TUTO 19
MA-SA-119



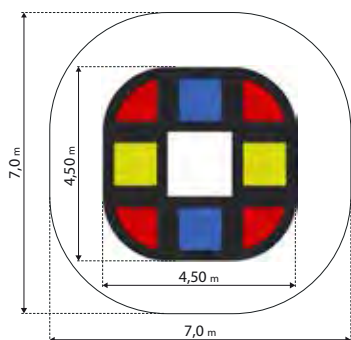
TUTO 20
MA-SA-120



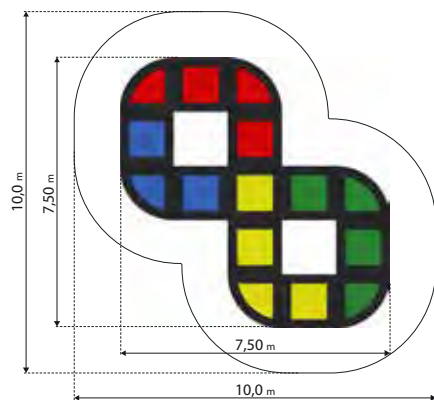
TUTO 21
MA-SA-121



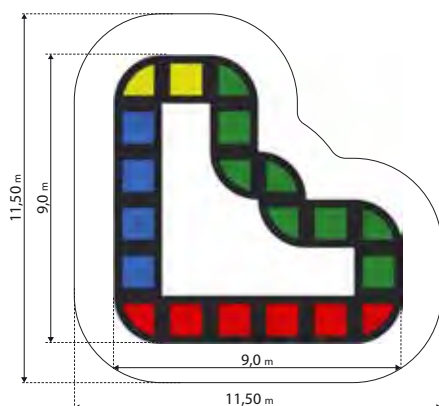
TUTO 22
MA-SA-122



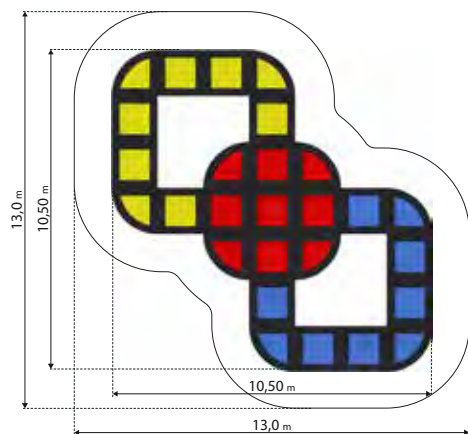
TUTO 23
MA-SA-123



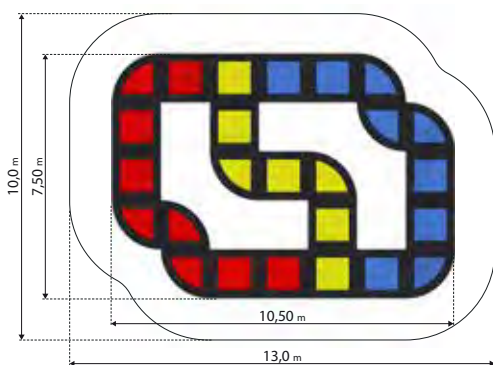
TUTO 24
MA-SA-124



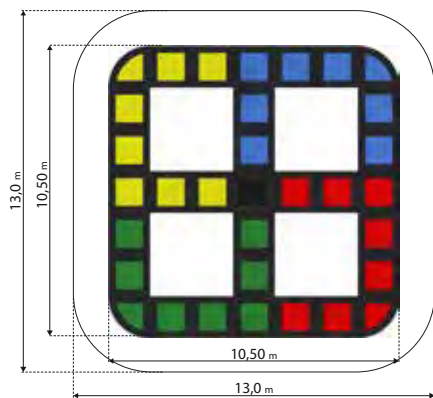
TUTO 25
MA-SA-125



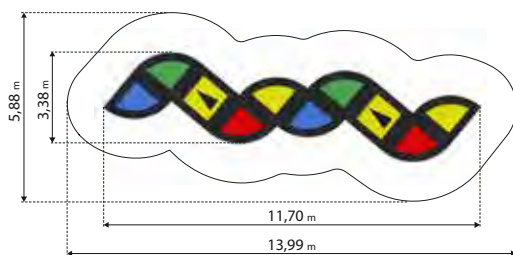
TUTO 26
MA-SA-126



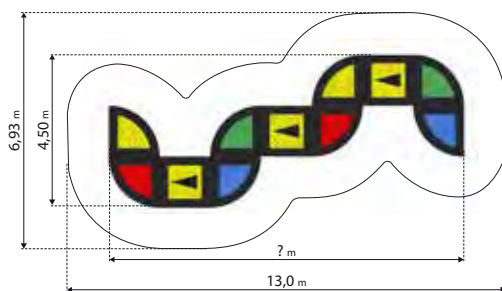
TUTO 27
MA-SA-127



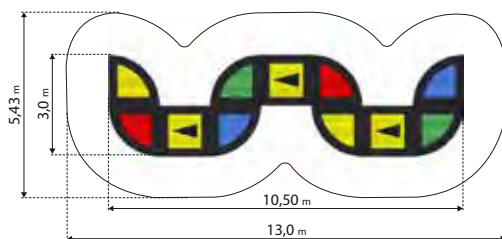
TUTO 28
MA-SA-128



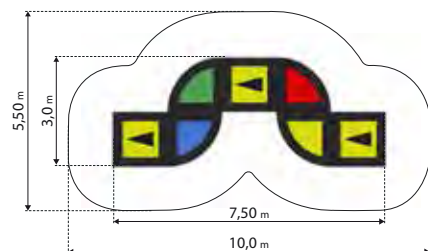
TUTO 29
MA-SA-129



TUTO 30
MA-SA-130



TUTO 31
MA-SA-131







MONTO

Embankment slides and tunnels | Hangrutschen und Kriechtunnel

Option I - straight entrance tunnel (Kanalo).
 Option II - sloped entrance tunnel (Tunelo).
 Variante I - Eingang senkrecht geschnitten (Kanalo).
 Variante II - Eingang schräg geschnitten (Tunelo)

Stainless steel.
 Edelstahl.

Option I - narrow slide (Gliti).
 Option II - wide slide (Eliri).
 Variante I - schmale Rutsche (Gliti).
 Variante II - breite Rutsche (Eliri).

Different lengths of tunnels.
 Mehrere Tunnellängen.

Different lengths of slides.
 Mehrere Rutschenlängen.

Rail slides.

Doppelrutschstange.


Foundations.
Fundamente.

Any number of handrails available.
 Beliebige Anzahl der Handläufen

Different lengths of slides.
 Mehrere Rutschenlängen.



Stainless steel.
 Edelstahl.

Tunnel inside the ground (cross-section)
Kriechtunnel im Hügel

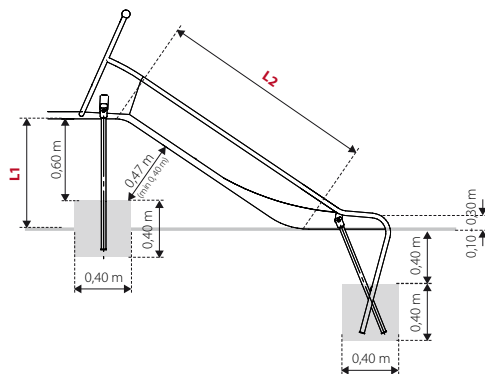
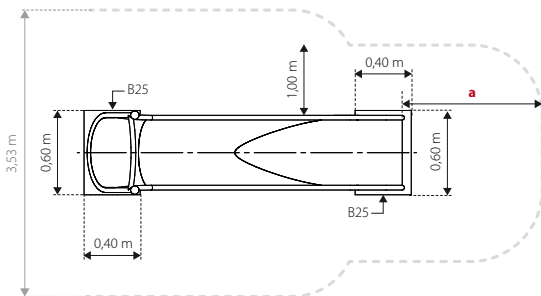


KANALO - straight entrance
gerader Eingang (KANALO)

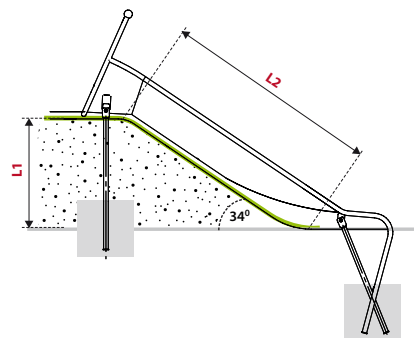
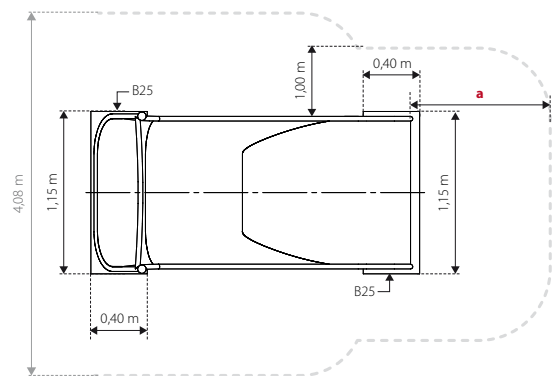
TUNELO - sloped entrance
schräger Eingang (TUNELO)



GLITI - narrow slides
schmale Rutschen (Gliti)



ELIRI - wide slides
breite Rutschen (Eliri)



How to choose slides for the existing embankment?

- measure the length of the existing embankment (L2),
 - measure the height of the existing embankment (L1),
 - check in the table which slide's values refer to the results of above measurements.
- If only one value refers, adjust the embankment to the requirements of the second value. You can change the height or length of the existing embankment by adding in or removing ground.

Wie wählt man Rutschen für den bestehenden Damm aus?

- Messen Sie die Schräglänge der bestehenden Böschung,
 - Messen Sie die Höhe der bestehenden Böschung,
 - Sehen Sie in der Tabelle nach, welcher Objektträger den gleichen Wert wie das Messergebnis hat. Wenn nur ein Wert gleich ist, passen Sie die Böschung an die Anforderungen des zweiten Werts an.
- Sie können die Höhe oder Neigungslänge der bestehenden Böschung ändern, indem Sie Erde hinzufügen oder entfernen.

How to form an embankment for a selected slide?

- choose the slide model,
- form an embankment keeping the length and height corresponding to the selected slide model.

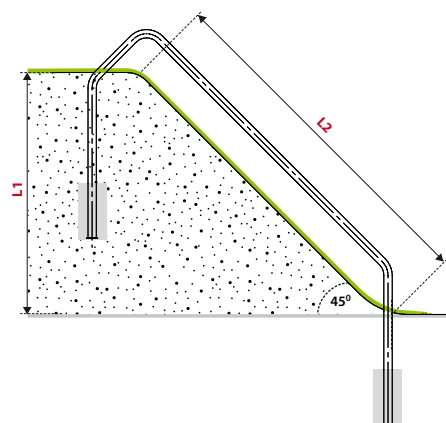
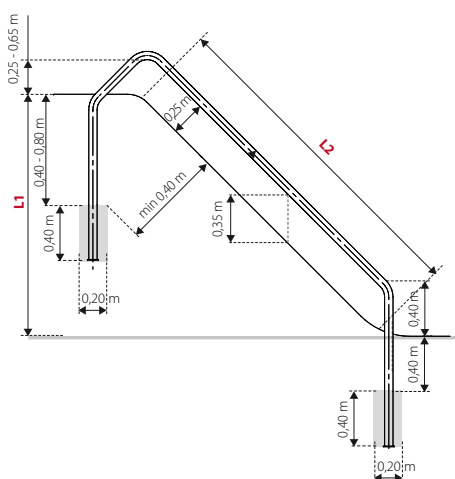
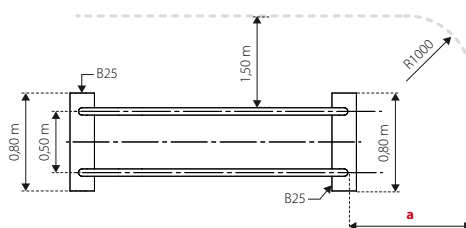

Wie bildet man einen Damm für eine ausgewählte Rutsche?

- Wählen Sie das Rutschenmodell,
- Bilden Sie eine Böschung unter Beibehaltung der Neigungslänge und -höhe, die dem ausgewählten Rutschenmodell entspricht.

Embankment slides – parameters | Hangrutschen – Parameter

Product Produkt	Code (Gliti) Code (schmal)	Code (Eliri) Code (breit)	L1 - Embankment height L2 - Böschungshöhe	L2 - Embankment length L2 - Böschungslänge	a - safety zone a - Sicherheitszone
Gliti / Eliri 2,29 m	LL-MO-001	LL-MO-021	0,60 - 0,85 m	1,25 m	1,5 m
Gliti / Eliri 2,91 m	LL-MO-002	LL-MO-022	0,90 - 1,30 m	1,88 m	2,0 m
Gliti / Eliri 3,84 m	LL-MO-003	LL-MO-023	1,35 - 1,75 m	2,69 m	2,0 m
Gliti / Eliri 4,77 m	LL-MO-004	LL-MO-024	1,80 - 2,20 m	3,49 m	2,0 m
Gliti / Eliri 5,70 m	LL-MO-005	LL-MO-025	2,25 - 2,65 m	4,30 m	2,0 m
Gliti / Eliri 6,63 m	LL-MO-006	LL-MO-026	2,70 - 3,10 m	5,10 m	2,0 m

Rail slides | Doppelrutschstangen

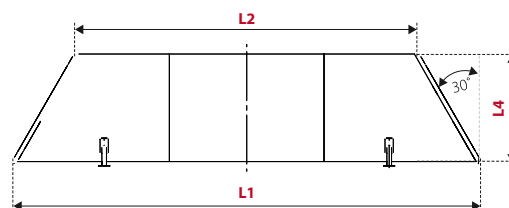
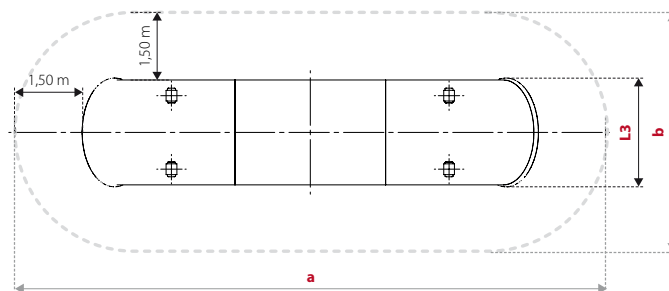


Embankment rail slides – parameters | Doppelrutschstangen – Parameter

Product Produkt	Code Code	L1 - Embankment height L2 - Böschungshöhe	L2 - Embankment length L2 - Böschungslänge	a - safety zone a - Sicherheitszone
Relo 1,00 m	LL-MO-101	0,60 - 0,85 m	1,03 m	1,5 m
Relo 1,64 m	LL-MO-102	0,90 - 1,30 m	1,56 m	2,0 m
Relo 2,28 m	LL-MO-103	1,35 - 1,75 m	2,19 m	2,0 m
Relo 2,91 m	LL-MO-104	1,80 - 2,20 m	2,83 m	2,0 m
Relo 3,55 m	LL-MO-105	2,25 - 2,65 m	3,47 m	2,0 m
Relo 4,18 m	LL-MO-106	2,70 - 3,10 m	4,10 m	2,0 m

TUNELO - tunnels, sloped entrance

Kriechtunnel – schräger Eingang (Tunelo)



Embankment Tunnels with straight entrance - parameters

Kriechtunnel mit geradem Eingang - Parameter

Product	Produkt	Code	L1	L2	L3	L4	a x b
Kanalo 200		LL-MO-202	2,90 m	2,00 m	0,67 m	0,60 m	5,90 x 3,60 m
Kanalo 250		LL-MO-204	3,40 m	2,50 m	0,85 m	0,78 m	6,40 x 3,78 m
Kanalo 300		LL-MO-206	3,90 m	3,00 m	0,85 m	0,78 m	6,90 x 3,78 m
Kanalo 350		LL-MO-208	4,40 m	3,50 m	0,85 m	0,78 m	7,40 x 3,78 m
Kanalo 400		LL-MO-210	4,90 m	4,00 m	0,85 m	0,78 m	7,90 x 3,78 m
Kanalo 450		LL-MO-212	5,40 m	4,50 m	0,85 m	0,78 m	8,40 x 3,78 m
Kanalo 500		LL-MO-214	5,90 m	5,00 m	0,85 m	0,78 m	8,90 x 3,78 m

L1 - total length | Gesamtlänge

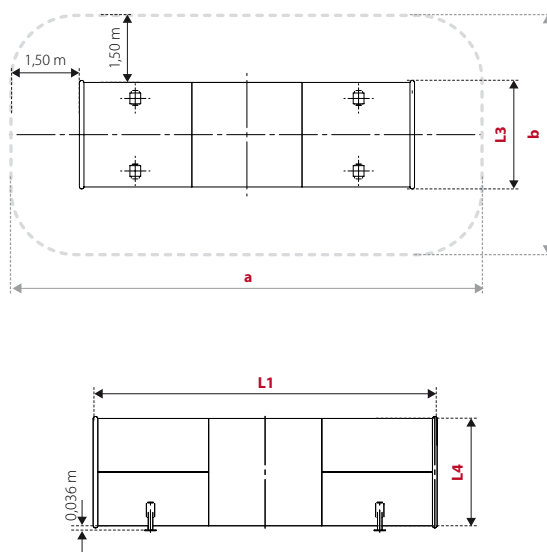

L2 - total length | Gesamtlänge

L3 - total width | Gesamtbreite

L4 - inner diameter | Innendurchmesser

a, b - safety zone | Sicherheitszone

TUBO - freestanding tubes | Freistehende Kriechtunnel



Embankment Tunnels with straight entrance – parameters

Kriechtunnel mit geradem Eingang - Parameter

Product	Produkt	Code	L1	L3	L4	a x b
Tubo 200		LL-MO-201	2,00 m	0,67 m	0,60 m	5,00 x 3,60 m
Tubo 250		LL-MO-203	2,50 m	0,85 m	0,78 m	5,50 x 3,78 m
Tubo 300		LL-MO-205	3,00 m	0,85 m	0,78 m	6,00 x 3,78 m
Tubo 350		LL-MO-207	3,50 m	0,85 m	0,78 m	6,50 x 3,78 m
Tubo 400		LL-MO-209	4,00 m	0,85 m	0,78 m	7,00 x 3,78 m
Tubo 450		LL-MO-211	4,50 m	0,85 m	0,78 m	7,50 x 3,78 m
Tubo 500		LL-MO-213	5,00 m	0,85 m	0,78 m	8,00 x 3,78 m

L1 - total length | Gesamtlänge

L3 - total width | Gesamtbreite

L4 - inner diameter | Innendurchmesser

a, b - safety zone | Sicherheitszone



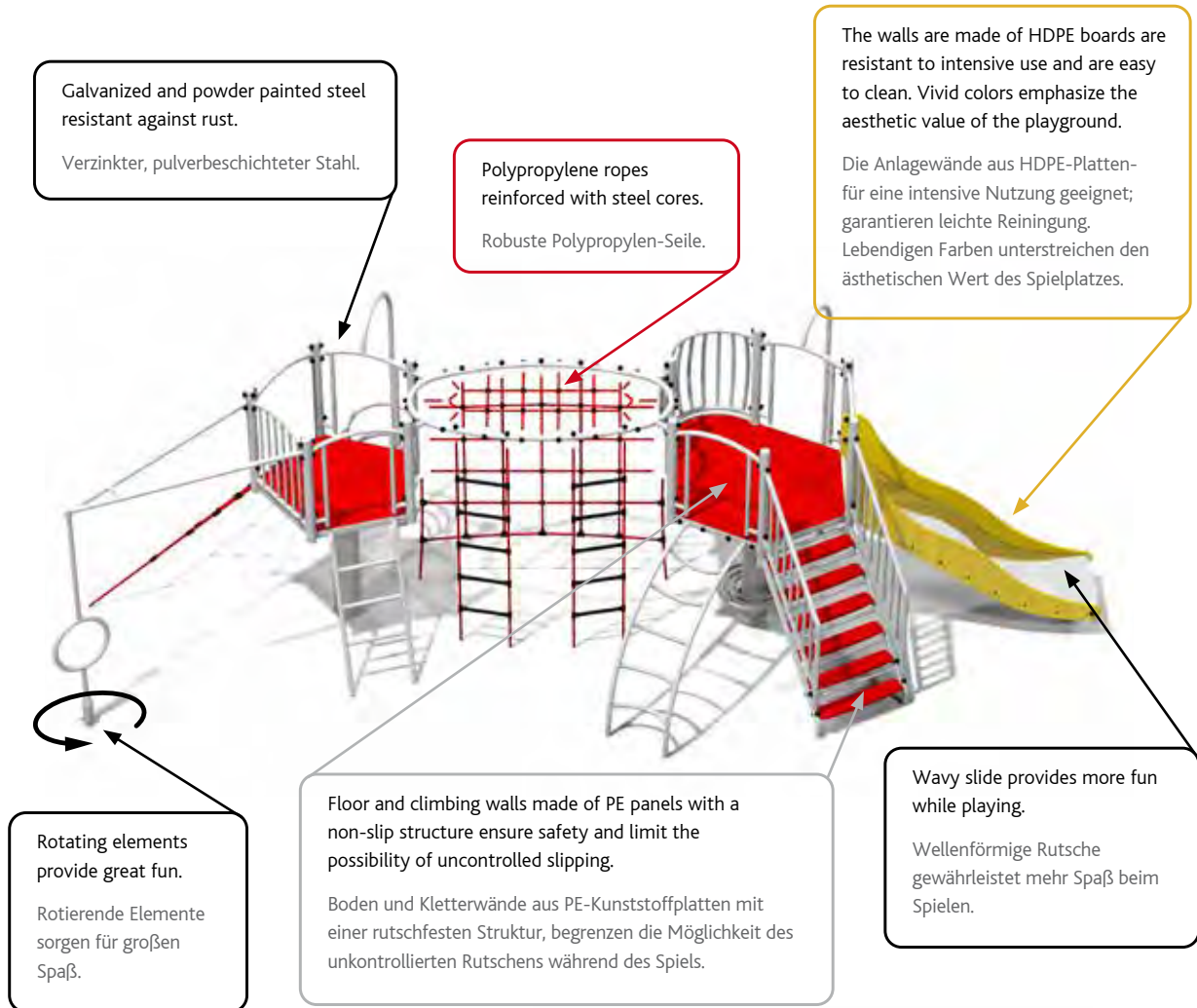


PLAYGROUNDS | SPIELPLÄTZE

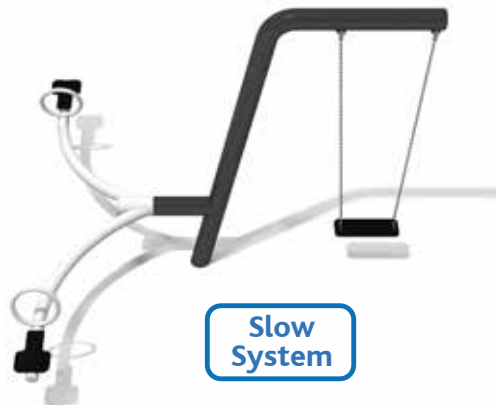
ROTO

Roto series has a fun design, eye-catching colors and high quality, durable construction.

Die ROTO-Serie hat ein lustiges Design, Drehelemente, auffällige Farben und eine hochwertige, langlebige Konstruktion.



System that slows down swing's arms fall.
Slow System für sanftes Fallen der Schaukelarmen.

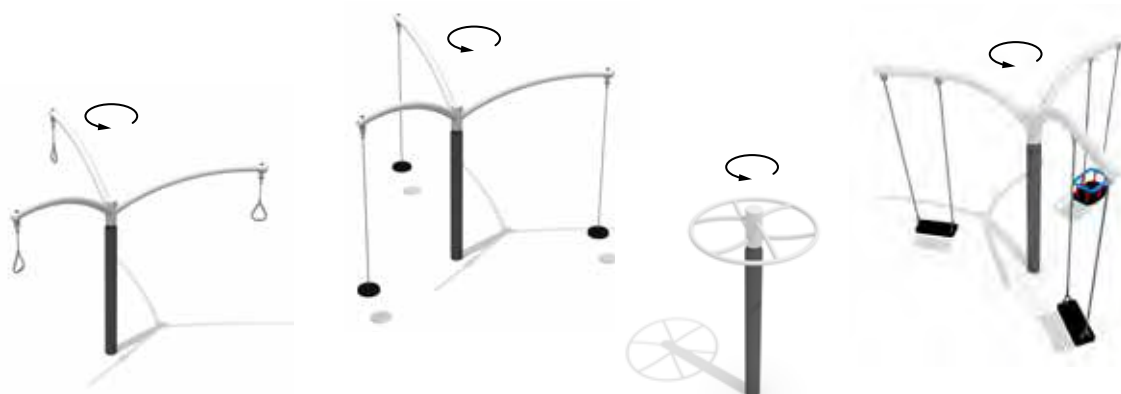


Rotative equipment | Rotierende Spielgeräte

Roundabouts | Klassische Karussells



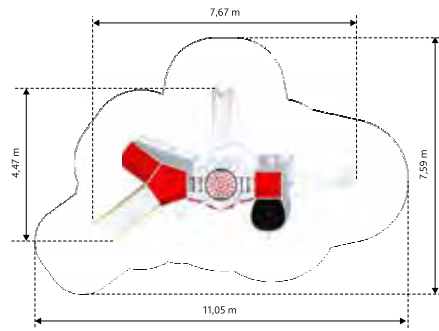
Hanging roundabouts | Rundläufe



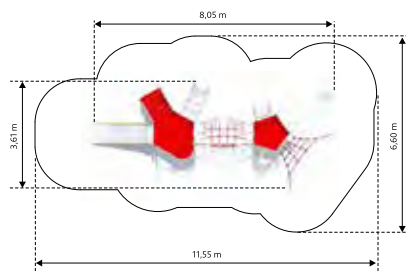
Rotative net structures | Rotierende Klettergerüste



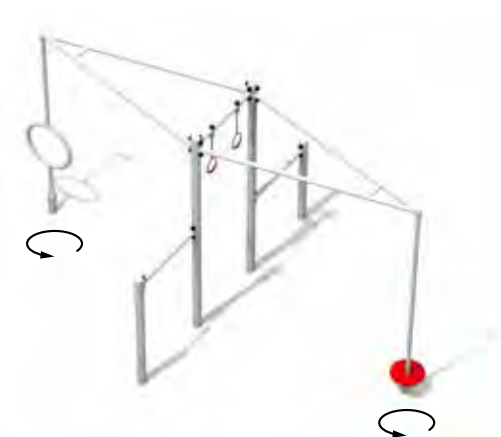
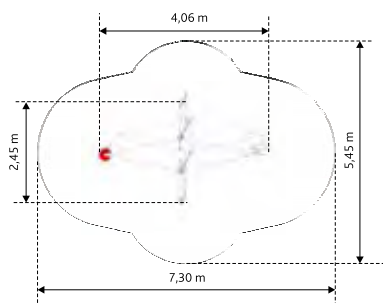
INDUS
GM424501



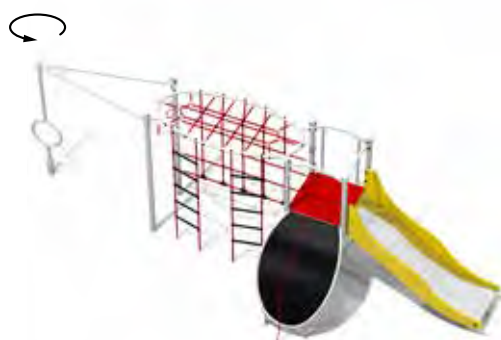
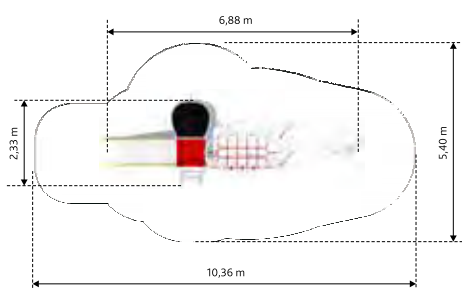
ANDROMEDA
GM425601



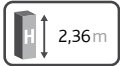
CETUS
GM3400



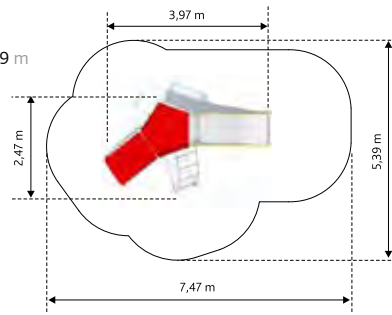
GEMINI
GM1002



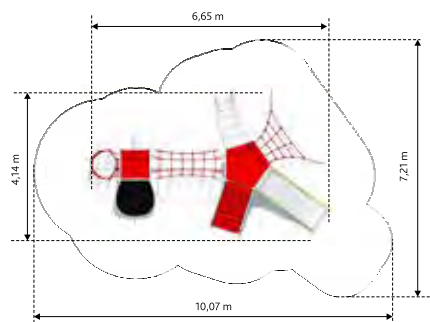
ORION
GM41501



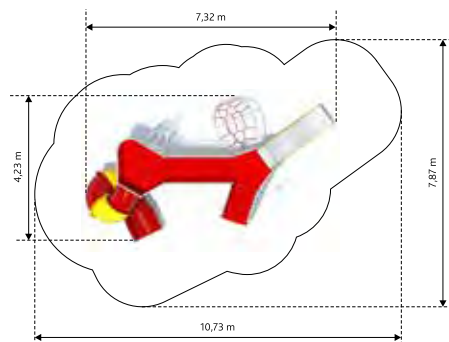
Option:
free fall - 0,9 m



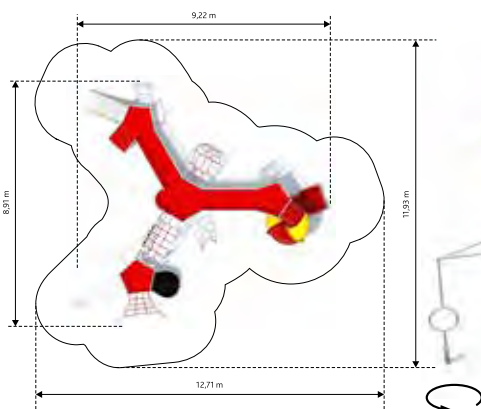
HYDRA
GM424503



CASSIOPEIA
GM425607

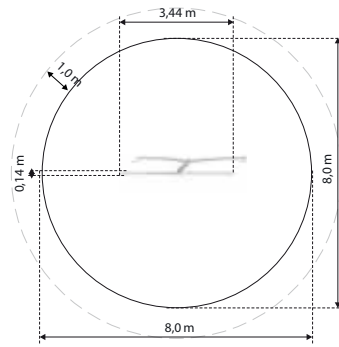


SCORPIUS
GM445556



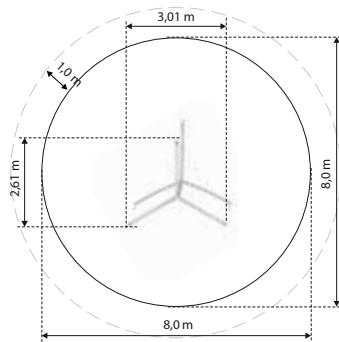
ZEPHYR 2

GM0712



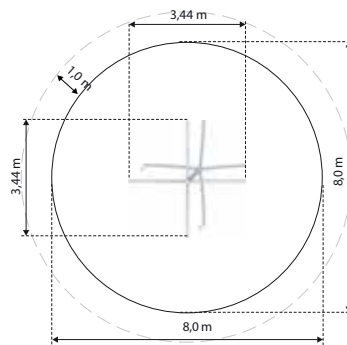
ZEPHYR 3

GM0713



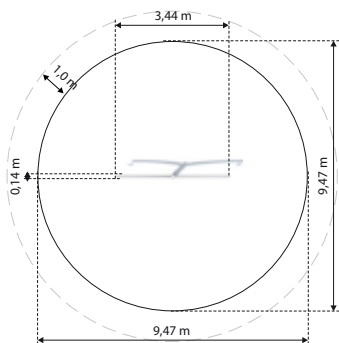
ZEPHYR 4

GM0714



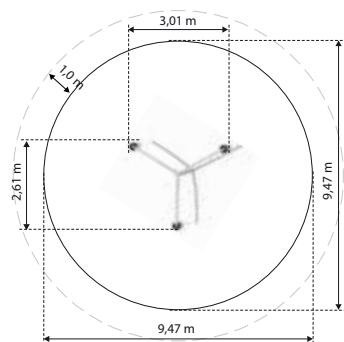
MONSOON 2

GM0722



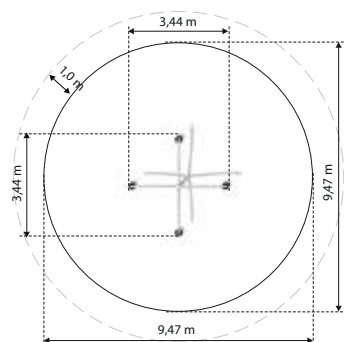
MONSOON 3

GM0723

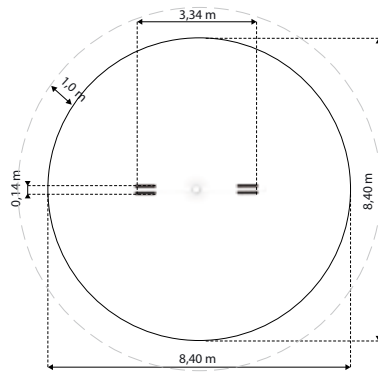


MONSOON 4

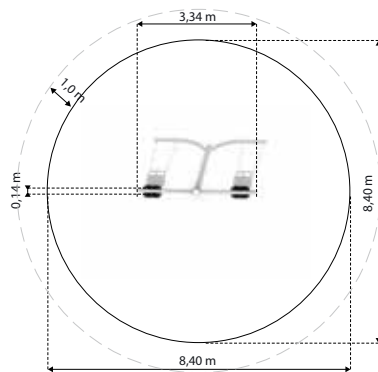
GM0724



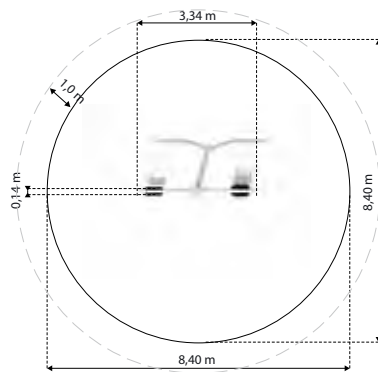
SOLANO 2-1
GM-RO-151s




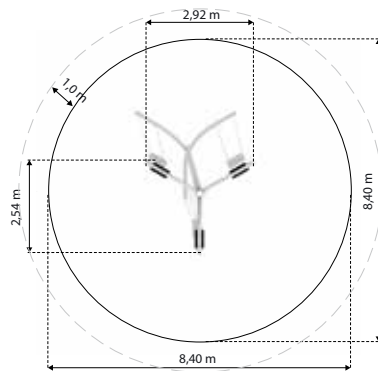
SOLANO 2-2
GM-RO-151b



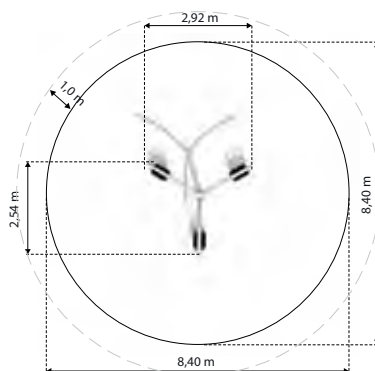
SOLANO 2-3
GM-RO-151sb



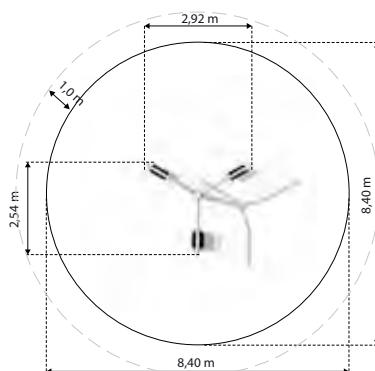
SOLANO 3-1
GM-RO-152s



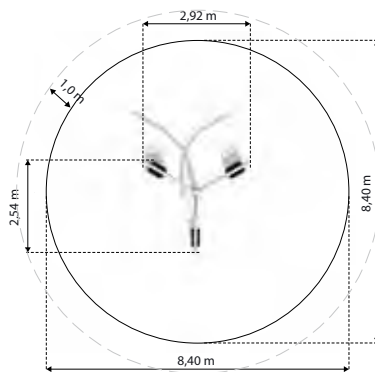
SOLANO 3-2
GM-RO-152b



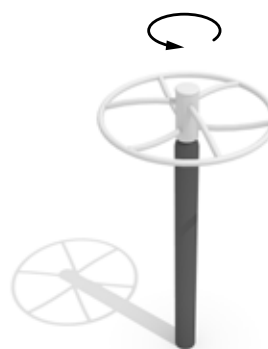
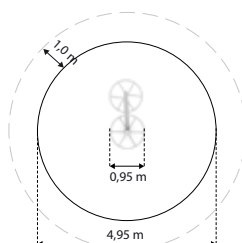
SOLANO 3-3
GM-RO-152sb



SOLANO 3-4
GM-RO-152sbb

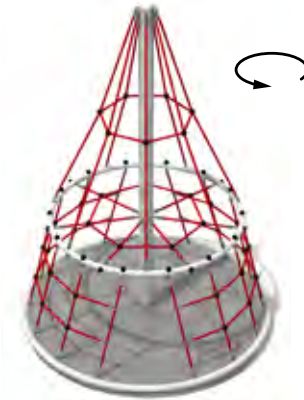
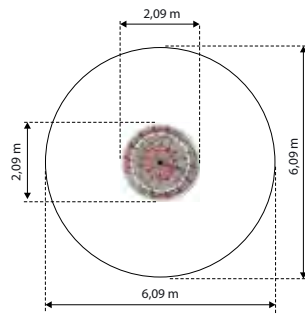


BURAN
GM-RO-153



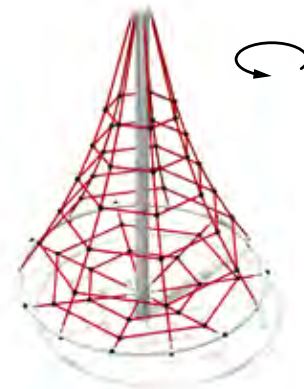
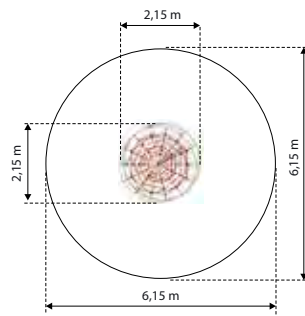
MT. EVEREST

GM0710



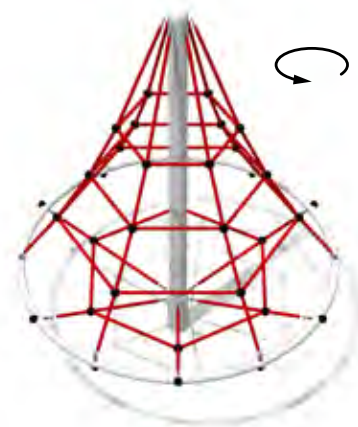
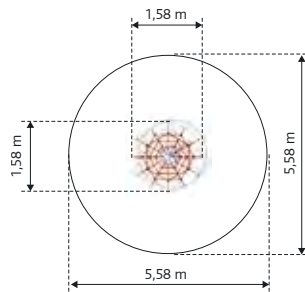
MT. BLANC

GM0704

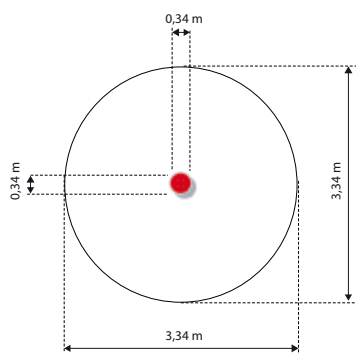


MT. KASPROWY

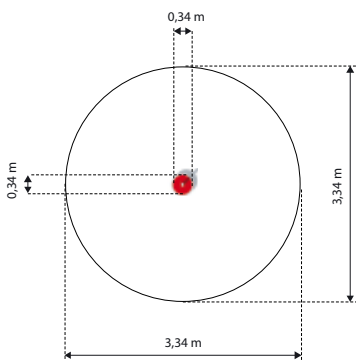
GM0702



LOOP
GM0410



PIROUETTE
GM0420

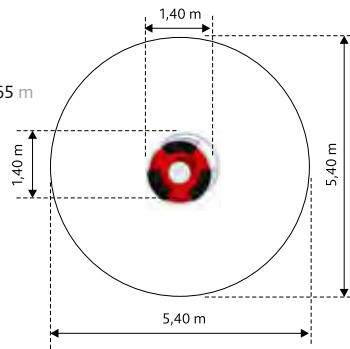


TORNADO

GM0147

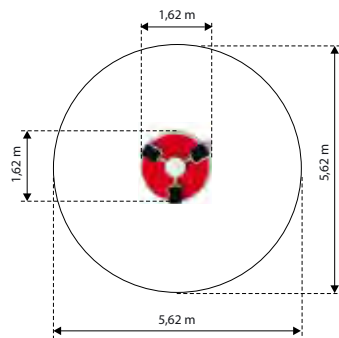
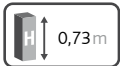


Option:
free fall - 1,65 m



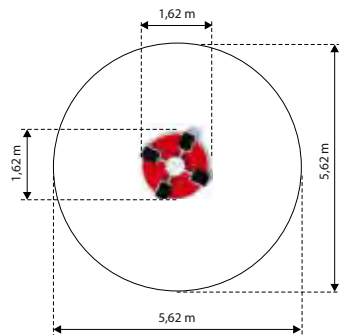
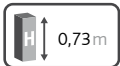
MISTRAL 3

GM0473

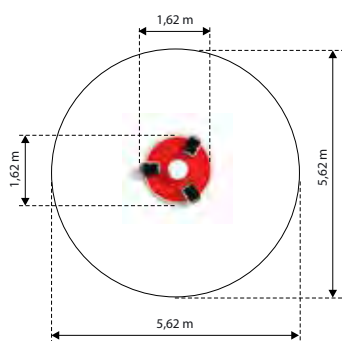


MISTRAL 4

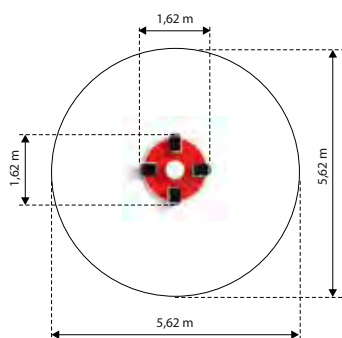
GM0474



BREEZE 3
GM-RO-202



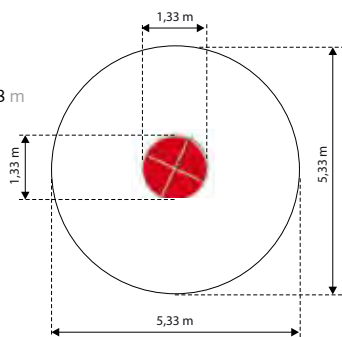
BREEZE 4
GM-RO-203



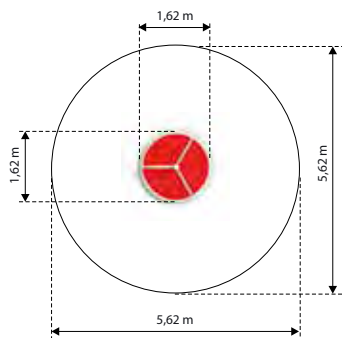
HURRICANE
GM0324



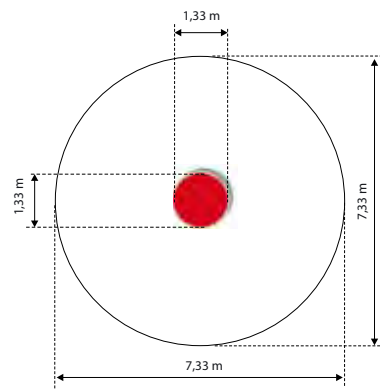
Option:
free fall - 1,58 m




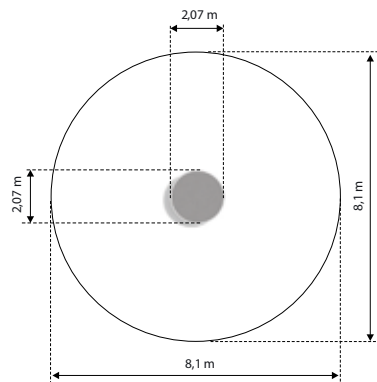
NORTE
GM-RO-201



ORBIT
GM0530

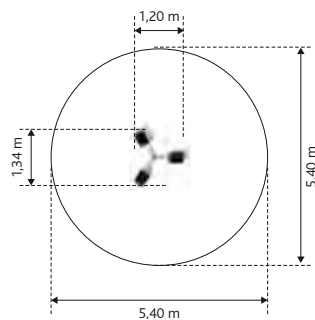


ORBIT 2
GK-RO-204



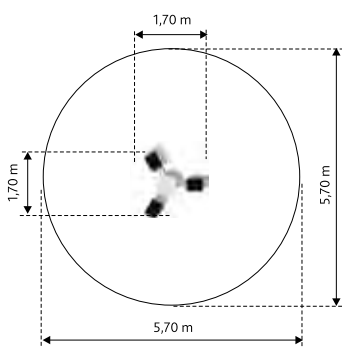
CYCLAMEN

GM00483-T



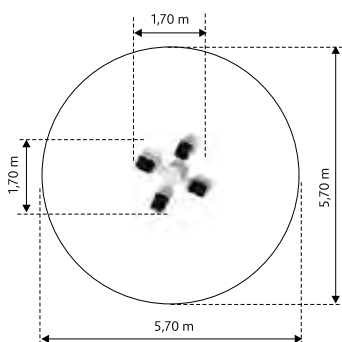
CIROCCO 3

GM0483




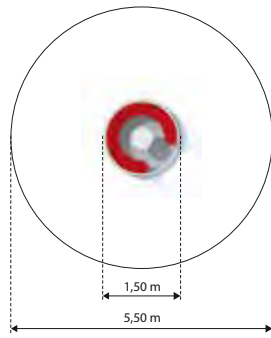
CIROCCO 4

GM0484



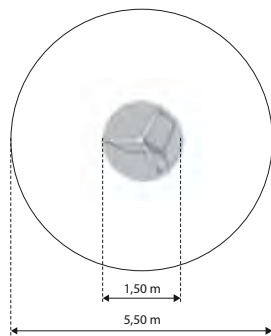
PAMPERO

TO-RO-01



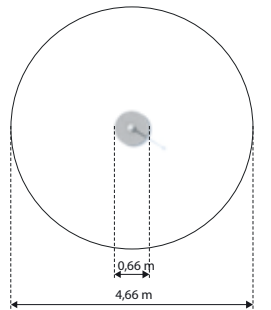
LESTE

TO-RO-02

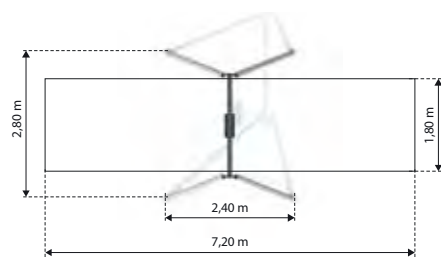


MARIN 1

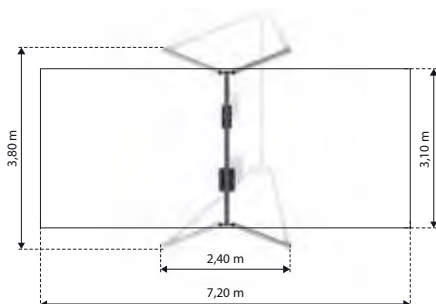
TO-RO-03



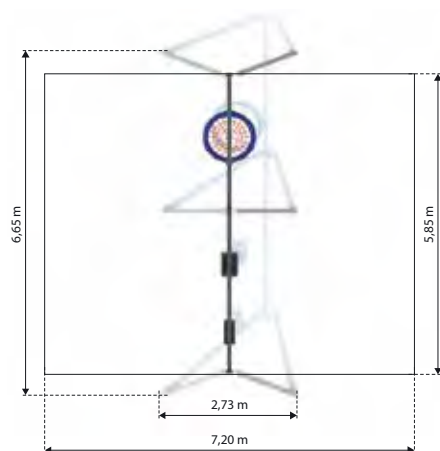
MARS
TO-RO-05



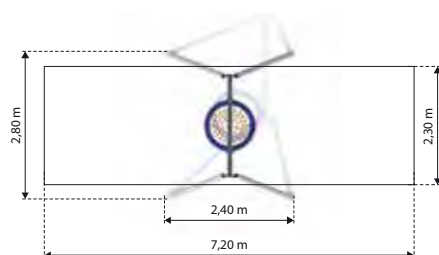
ORION
TO-RO-06




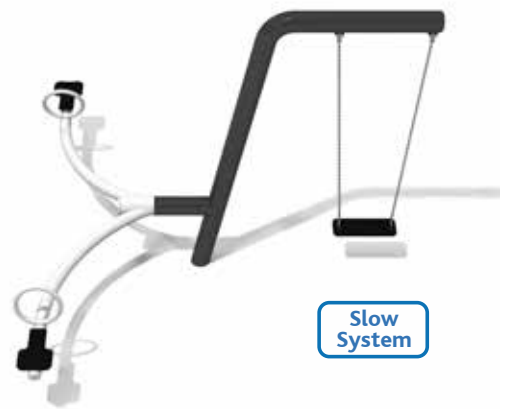
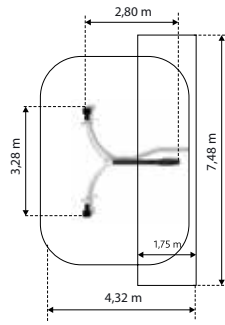
NEPTUNE
TO-RO-08



MOON
TO-RO-07

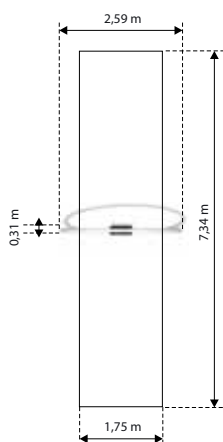


MANTIS
GM1642



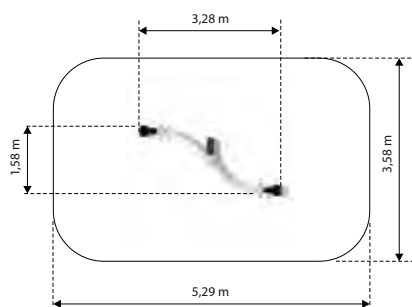
STARGATE

GM1606

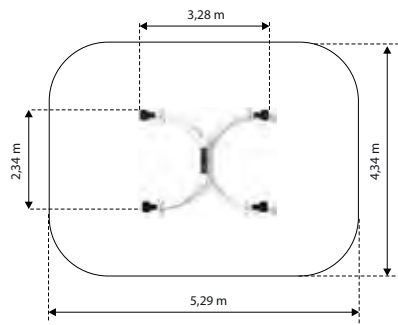


SNAKE

GM1652

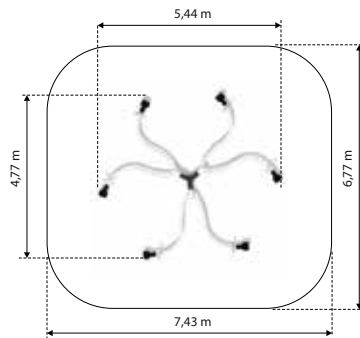


CRAB
GM1654



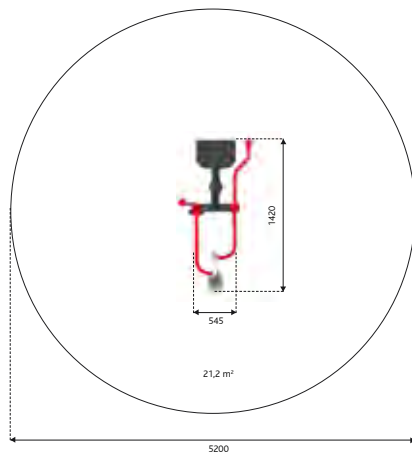
Slow System

OCTOPUS
GM1656



Slow System

DIGO
KS-RO-01



ASPEN

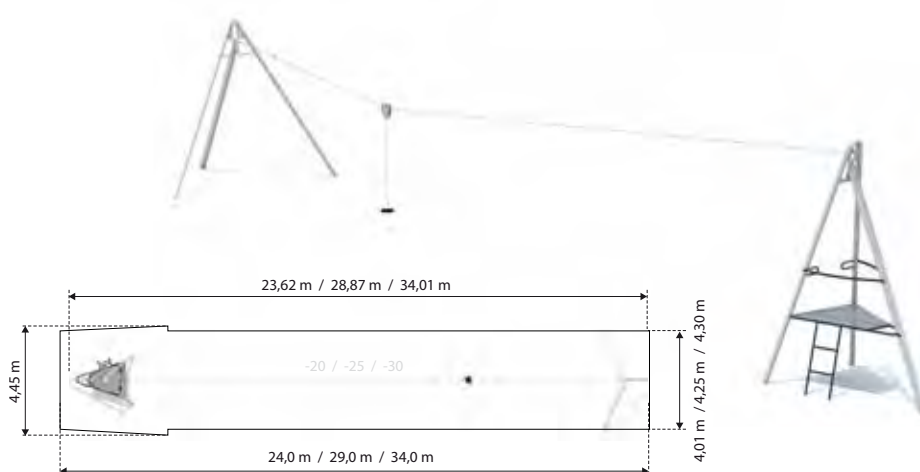
GM2001-20




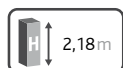
GM2001-25



GM2001-30



LOLLIPOP
GM7001




PARK





PLAYGROUNDS | SPIELPLÄTZE



PARK

Cubic-shaped playgrounds, light in the form.

Spielplätze mit einfachem, leichtem Design.

The walls are made of HDPE boards, which are resistant to intensive use and are easy to clean. Their vivid colors underline the aesthetic value of the playground.

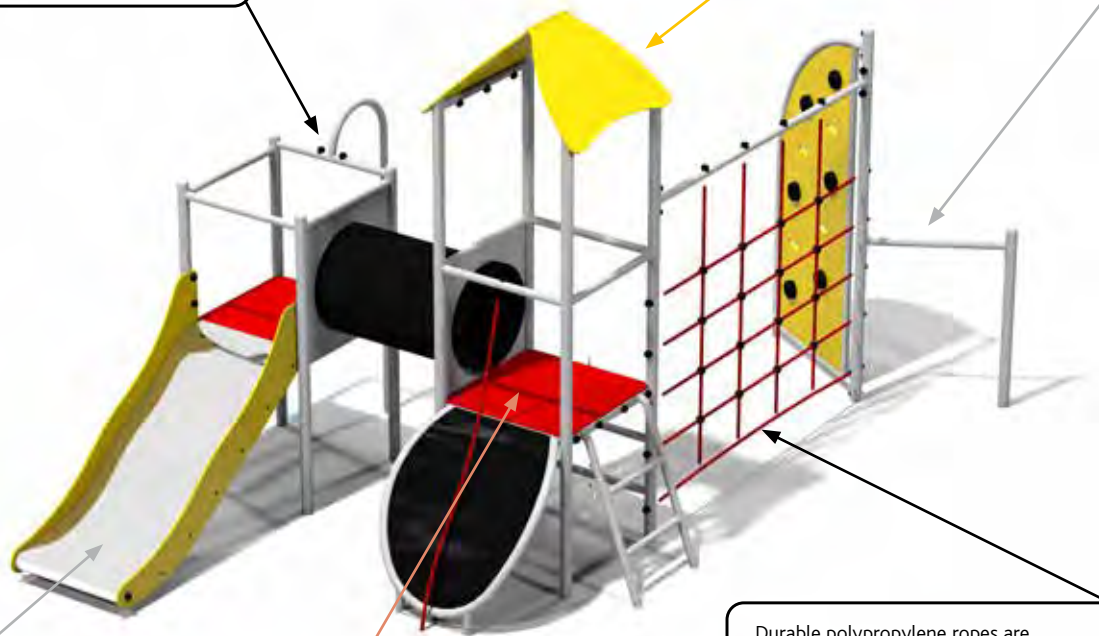
Die Anlagewände sind aus HDPE-Platten hergestellt, die beim intensiven Nutzung nicht verschleißten und leicht zu reinigen sind. Ihre lebendigen Farben unterstreichen den ästhetischen Wert des Spielplatzes.

Galvanized and powder painted steel resistant to rust.

Verzinkter, pulverbeschichteter Stahl.

Quick and easy installation.

Einfache und schnelle Montage.



Fun, wave-shaped slide guarantees great fun.

Wellenförmige Rutsche gewährleistet mehr Spaß beim Spielen.

Durable polypropylene ropes are reinforced with a steel cores to ensure safety while playing.

Langlebige Polypropylen-Seile, sind mit einem Stahlkern verstärkt und sorgen für Sicherheit beim Spielen.

PE panels with a non-slip structure ensure safety and limit the possibility of uncontrolled slipping during play.

PE-Kunststoffplatten mit einer rutschfesten Struktur gewährleisten die Sicherheit und begrenzen die Möglichkeit des unkontrollierten Rutschens während des Spiels.


Play units | Spielanlagen



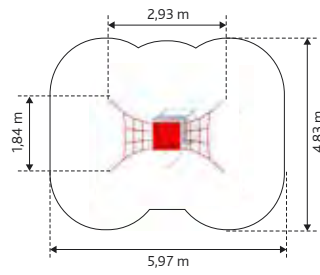
Swings | Schaukeln



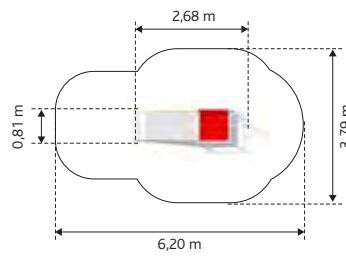
Net structures | Klettergerüste



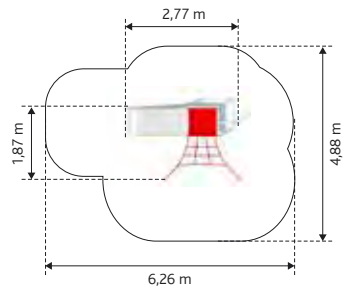
CACTUS 1
GM41413-T



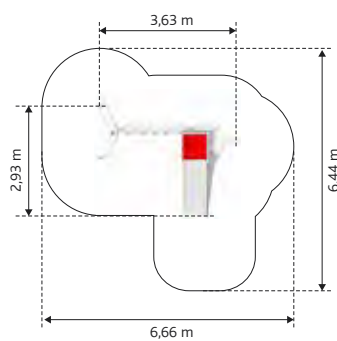
CACTUS 2
GM41411-T



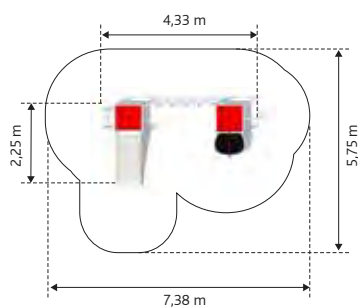
CACTUS 3
GM41412-T



JASMINE
GM41423-T

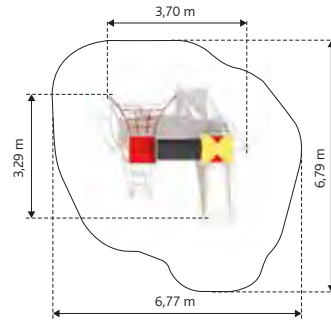


DAISY
GM424401-T



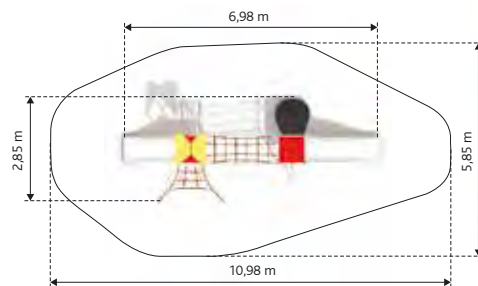
BERGAMOT

GK-PA-101



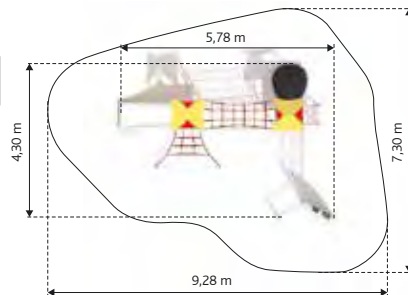
MARIGOLD

GK-PA-102



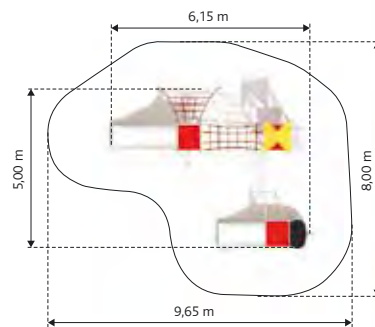
BLUEBELL

GK-PA-103

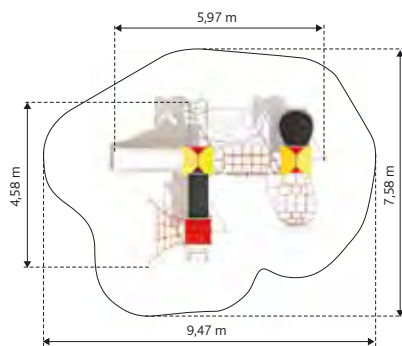


POPPY

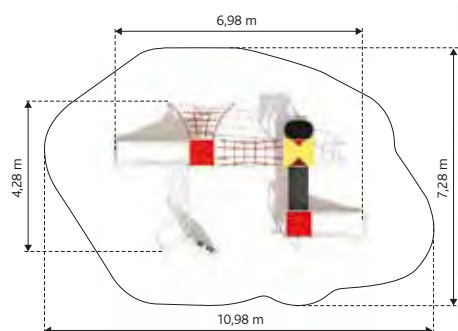
GK-PA-104



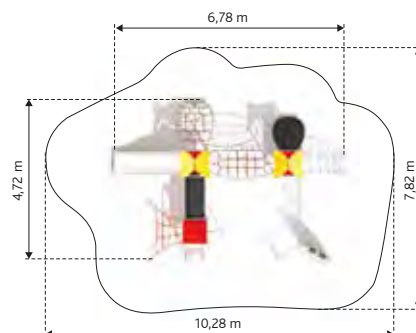
LILAC
GK-PA-105




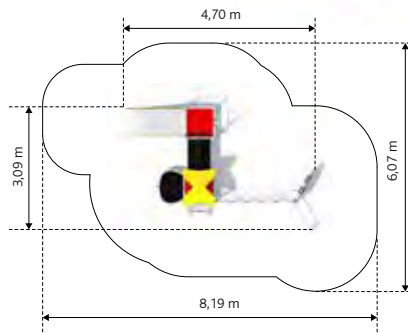
PANSY
GK-PA-106



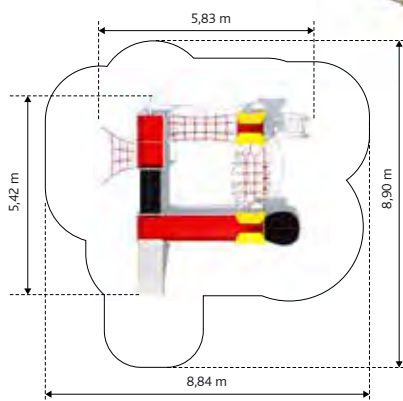
PETUNIA
GK-PA-107



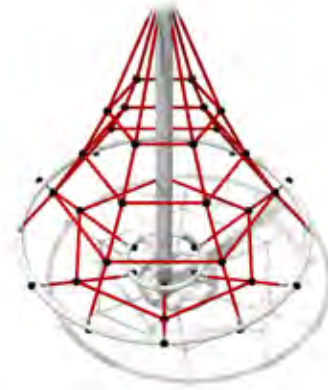
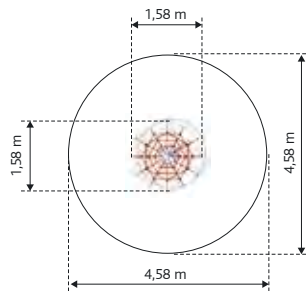
CAMELLIA
GM424402-T



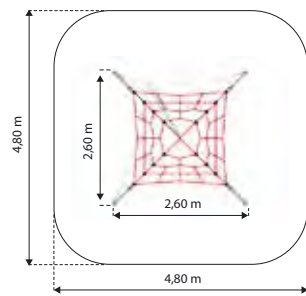
GERBERA
GM444401-T



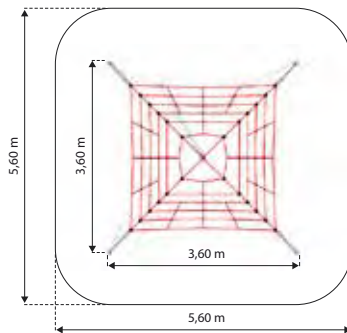
ASTER
GM0701-T



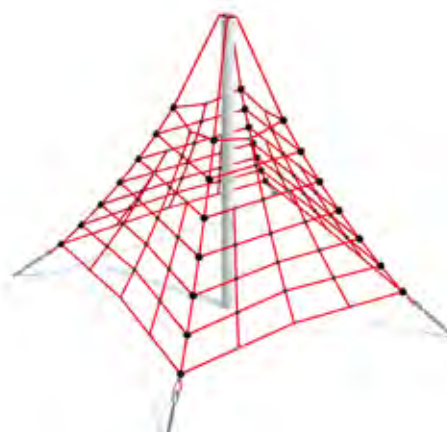
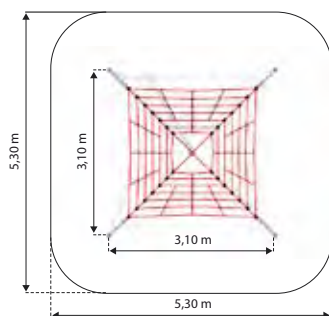
MT. MNICH
W101



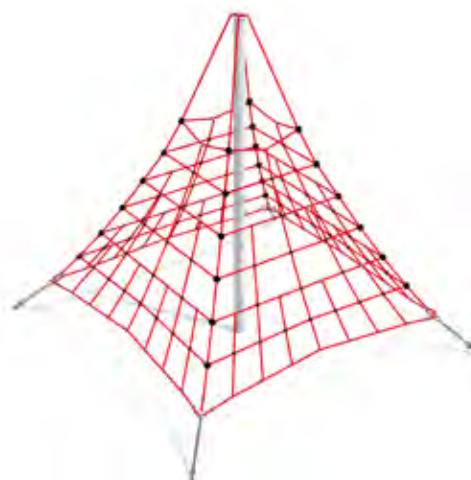
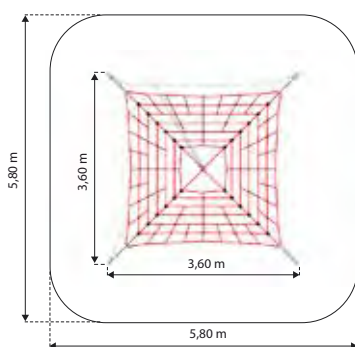
MT. GERLACH
W102



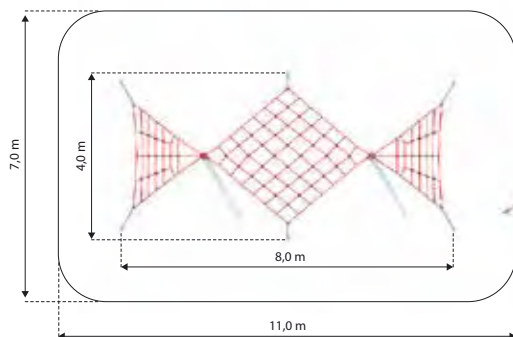
MT. ROSA
W103



MT. ELBRUS
W104



MT. RYSY
W105



MOTORO
CT-PA-01



VETURILO
CT-PA-02



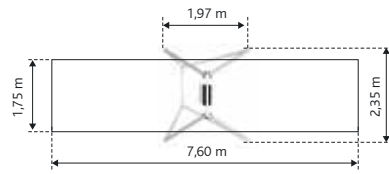
ROKULO 1
CT-PA-03



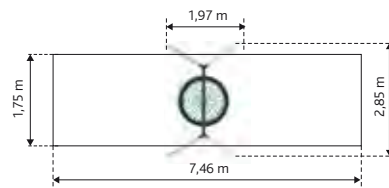
ROKULO 2
CT-PA-04



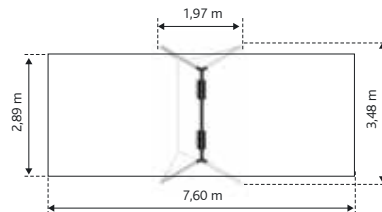
CROCUS
GM1601-T



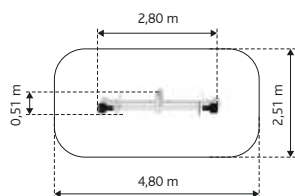
LOTUS
GM1615-T



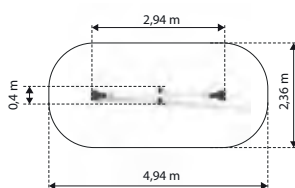
LAVENDER
GM1602-T



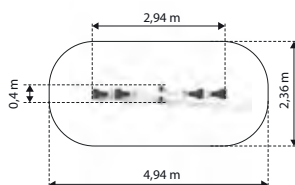
TULIP
GM1652-T



IRIS 1
TO-PA-01



IRIS 2
TO-PA-02



PARK

for kids layout 2
Für Kinder Layout 2



L - 10m 2-8 year
W - 11m




PARK

for kids layout 4
Für Kinder Layout 4



L - 10m 2-8 year
W - 13m



PARK

for kids layout 5
Für Kinder Layout 5



L - 12m 3-8 year
W - 13m

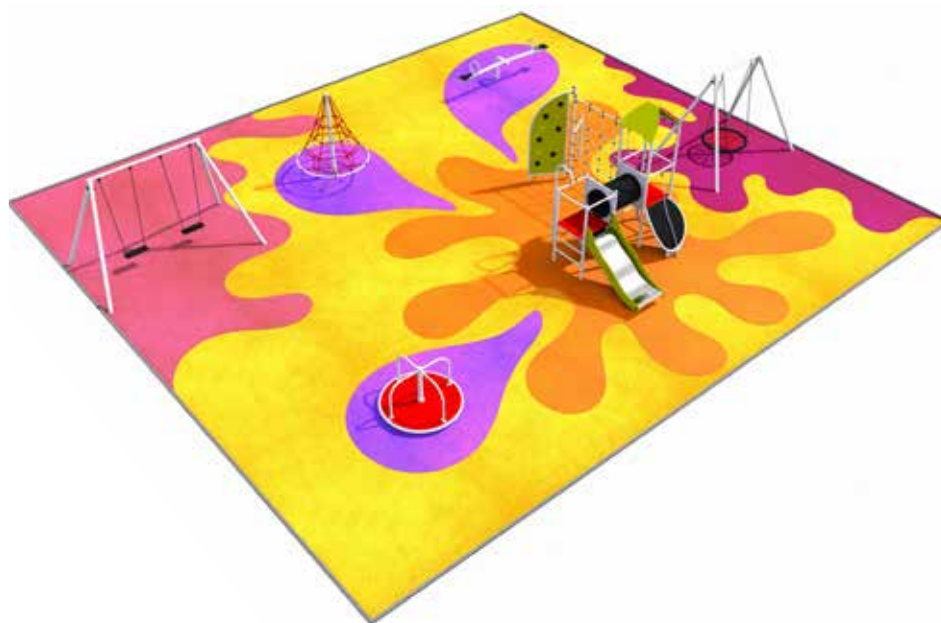


PARK

for kids layout 8
Für Kinder Layout 8



L - 13m 3-8 year
W - 14m



PARK

for kids layout 9
Für Kinder Layout 9



L - 15m 3-8 year
W - 18m




PARK

for teenagers layout 10
Für Jugendliche Layout 10



L - 24m 3-14 year
W - 14m







PLAYGROUNDS | SPIELPLÄTZE



Bridges and rope tunnels made of strong polyamide rope.

Kletterbrücken und Tunnel sind aus starkem Polyamid-Seil gefertigt.

Tunnels made of polypropylene.

Tunnel aus Polypropylen.

Funny graphics on roofs and side panels.

Fröhliche Kindermotive auf den Dächern und Seitenpaneelen.

Structure made of stable, metal profiles.

Stabile Konstruktion aus Stahl.

Colorful polyethylene slides are protected against heating.

Bunte PE-Rutschen werden nie heiß.

Extremely durable HPL platform board is equipped with non-slip structure that ensures safety and limits possibility of uncontrolled slippage during play.

Langlebige HPL-Platte mit einer rutschfesten Struktur gewährleistet die Sicherheit und begrenzt die Möglichkeit des unkontrollierten Rutschens während des Spiels.



AVELO

For children 3-6 years old


Für 3-6 jährige Kinder



PIRO

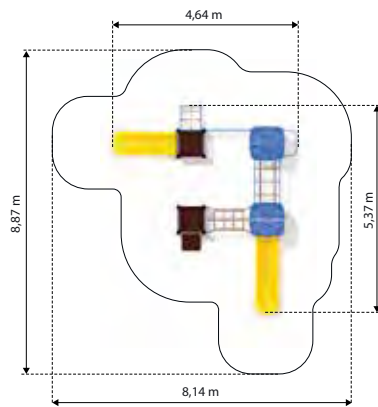
For children under 3 years old

Für Kinder unter 3 Jahren

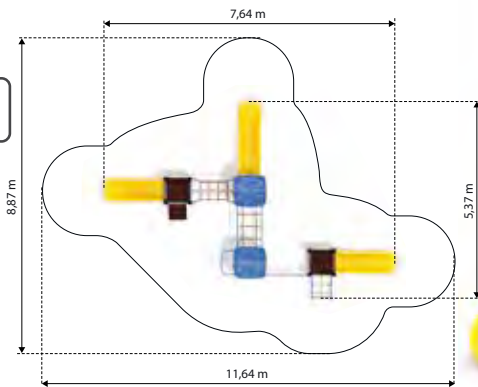




AVELO 4-2
BO-AK-542

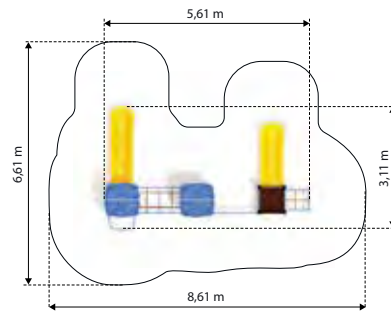


AVELO 4-3
BO-AK-543

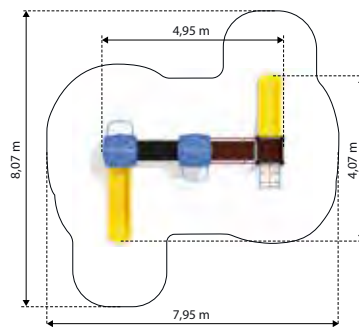




AVELO 3-5
BO-AK-535

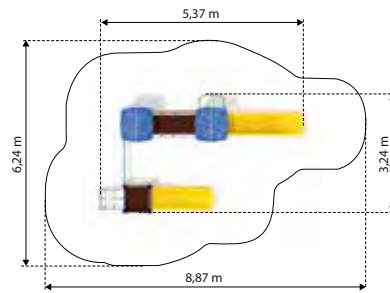


AVELO 3-3
BO-AK-533

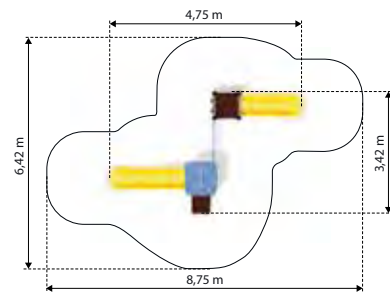




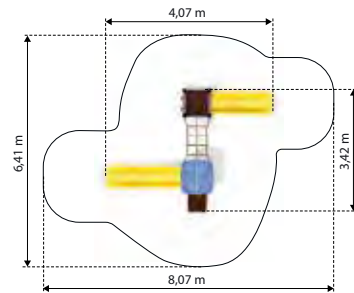
AVELO 3-4
BO-AK-534



AVELO 2-4
BO-AK-524

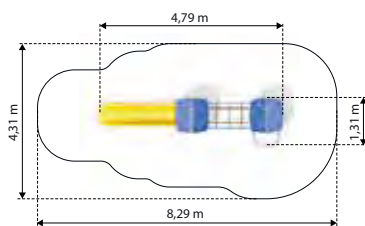


AVELO 2-3
BO-AK-523

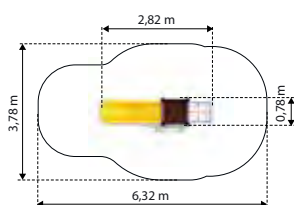




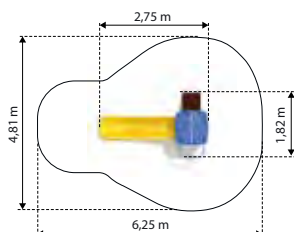
AVELO 2-5
BO-AK-525



AVELO 1-2
BO-AK-512

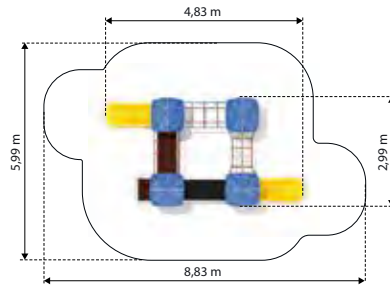


AVELO 1-3
BO-AK-513

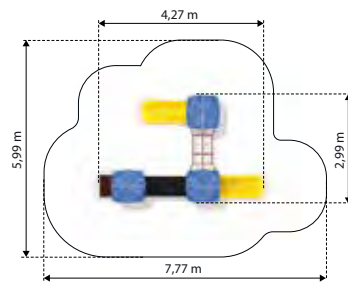




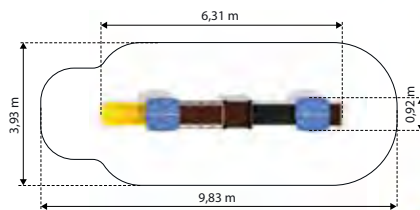
PIRO 4-1
BO-AK-541



PIRO 3-2
BO-AK-532

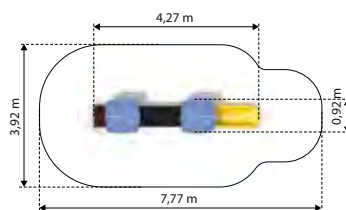


PIRO 3-1
BO-AK-531

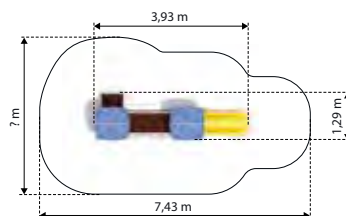




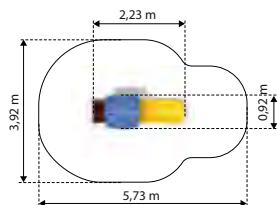
PIRO 2-1
BO-AK-521



PIRO 2-2
BO-AK-522



PIRO 1-1
BO-AK-511







PLAYGROUNDS | SPIELPLÄTZE

TRANSPORTO

The TRANSPORTO series contains vehicle-shaped playground toys for school and preschool children.

They stimulate children's imagination and guarantee great fun.

Die TRANSPORTO-Serie besteht aus fahrzeugförmigen Spielgeräten, die für Schul- und Vorschulkinder geeignet sind. Dank ihrer Formen, Farben und beweglichen Elemente regen sie die Fantasie der Kinder an und garantieren großen Spielspaß.

Construction is made of powder-coated galvanized steel, which makes it resistant to weather conditions and intensive use.

Die Konstruktion besteht aus pulverbeschichtetem, verzinktem Stahl, was sie widerstandsfähig gegen Witterungseinflüsse und intensive Nutzung macht.

Decorative and movable elements made of HDPE boards.

Dekorative und bewegliche Elemente sind aus HDPE-Platten hergestellt.


Stainless steel slides.
Rutschen aus Edelstahl.

Walls made of durable HPL plate.

Dekorative und bewegliche Elemente sind aus HDPE-Platten hergestellt.

Floor is made in two variants to choose from: strong plywood with a non-slip texture or HPL board.

Der Boden steht in zwei Varianten zur Auswahl: starkes Sperrholz mit rutschfester Struktur oder HPL-Platte.



Movable elements - Fire Truck | Bewegliche Elemente - Feuerwehr



Walkie-talkie rotates around its axis.

Das Walkie-Talkie dreht sich um.



Movable fire alarm siren.

Die Feuerwehrsirene dreht sich mit einem Griff um ihre eigene Achse.



Yellow-blue wheel rotates around its axis.

Das gelb-blaue Rad dreht sich um seine eigene Achse.

Movable elements - Police | Bewegliche Elemente - Polizei



Movable flashlight switch - it hides and shows the beam of light (yellow HDPE element).

Durch Verschieben des Taschenlampenschalters wird der Lichtstrahl in Form eines gelben HDPE – Elements versteckt oder angezeigt.



Megaphone rotates around its axis.

Das Megaphon dreht sich um seine Achse.



Walkie-talkie rotates around its axis.

Das Walkie-Talkie dreht sich um seine Achse.

Movable elements - Ambulance | Bewegliche Elemente - Ambulanz



Movable cross on the first aid kit, rotating around its axis.

Bewegliches Kreuz am Verbandkasten - dreht sich um seine Achse.



Pulse line with movable yellow element (handle) train fine motor skills.

Pulslinie mit beweglichem, gelbem Element übt die Feinmotorik.



Movable syringe plunger.

Der Spritzenkolben schiebt sich ein und aus.



Valves rotates around its axis.
Das Ventil dreht sich um seine Achse.



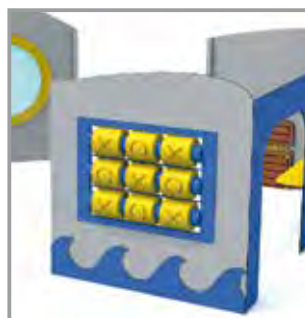
Train tracks with movable yellow railway engine improve fine motor skills.
Eine gelbe Lokomotive, die auf einem Schienengleis fährt, entwickelt Feinmotorik.



Movable speedometer needle and train wheels with side rod.
Bewegliche Tachonadel und Räderwerk mit Seitenstange.



Wave line with movable sailboat train improve fine motor skills.
Wellenlinie mit beweglichem Segelboot übt die Feinmotorik.



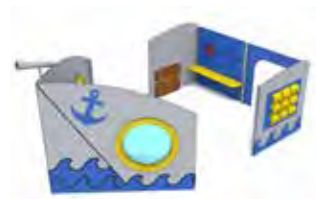
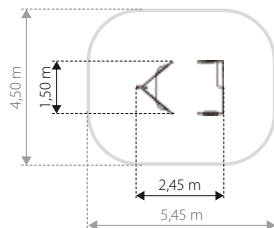
Tic-tac-toe game with movable elements.
Tic-Tac-Toe-Spiel mit beweglichen Elementen.



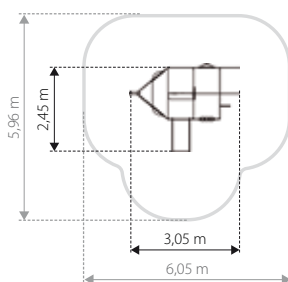
Wave line with movable anchor train fine motor skills.
Wellenlinie mit beweglichem Anker übt die Feinmotorik.



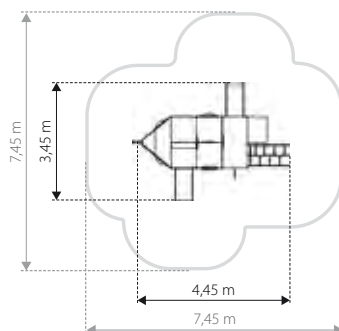
SHIP 1 | SCHIFF 1
CT-TR-16



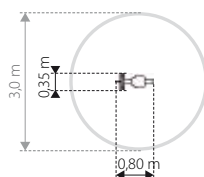
SHIP 2 | SCHIFF 2
CT-TR-17



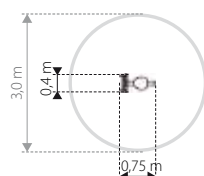
SHIP 3 | SCHIFF 3
CT-TR-18



MOTORO
CT-PA-01

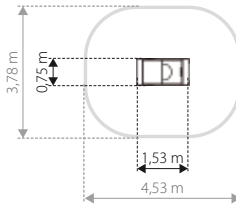


VETURILO
CT-PA-02



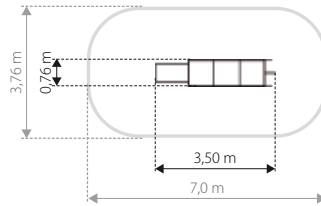
AMBULANCE 1 | AMBULANZ 1

CT-TR-01



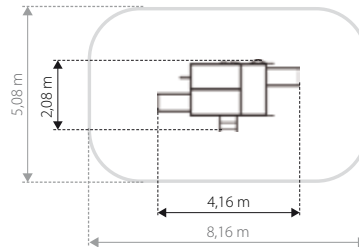
AMBULANCE 2 | AMBULANZ 2

CT-TR-02



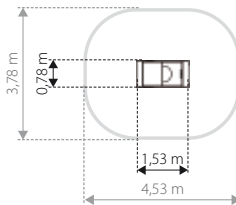
AMBULANCE 3 | AMBULANZ 3

CT-TR-03



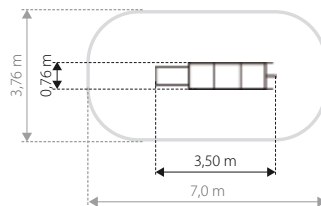
FIRE TRUCK 1 | FEUERWEHR 1

CT-TR-04



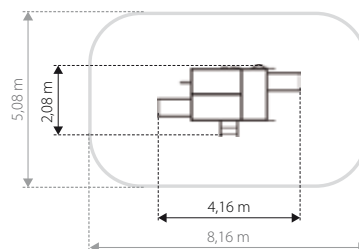
FIRE TRUCK 2 | FEUERWEHR 2

CT-TR-05

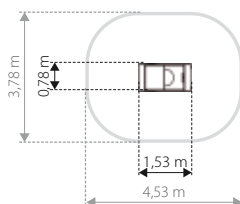


FIRE TRUCK 3 | FEUERWEHR 3

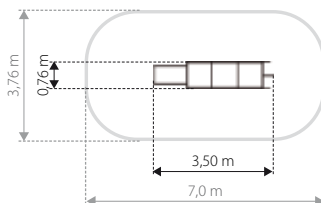
CT-TR-06



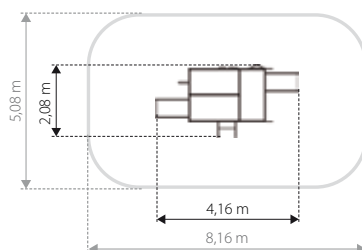
POLICE 1 | POLIZEI 1
CT-TR-07



POLICE 2 | POLIZEI 2
CT-TR-08

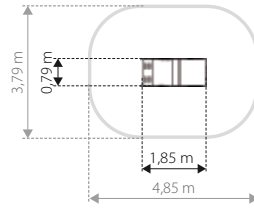


POLICE 3 | POLIZEI 3
CT-TR-09



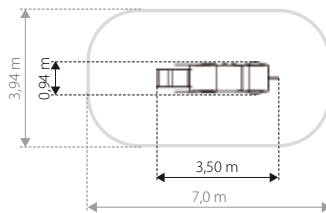
LOKOMOTIVE 1

CT-TR-10



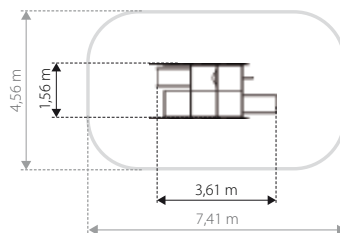
LOKOMOTIVE 2

CT-TR-11

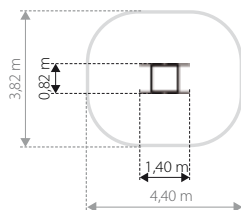


LOKOMOTIVE 3

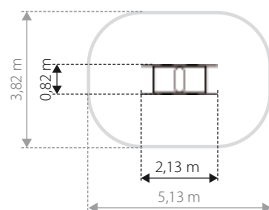
CT-TR-12



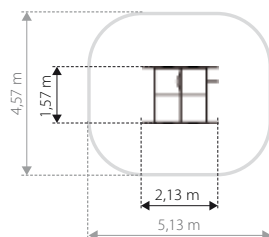
RAILWAY CARRIAGE 1
ZUGWAGGON 1
 CT-TR-13




RAILWAY CARRIAGE 2
ZUGWAGGON 2
 CT-TR-14



RAILWAY CARRIAGE 3
ZUGWAGGON 3
 CT-TR-15








SAFETY SURFACES | FALLSCHUTZ



The Flexi-Step tiles are a perfect solution for playgrounds, sport fields, paths, studs, golf courses and swimming pools. The tiles are UV-resistant and available in several vibrant colours and thicknesses. Suitable for intensive use and public needs, they are certified according to EN 1177 standards, guarantees a safe fall even from 2.8 meters.

Die Flexi-Step-Platten sind eine perfekte Lösung für Spielplätze, Sportplätze, Wege, Stollen, Golfplätze und Schwimmbäder. Die Platten sind UV-beständig, in mehreren lebendigen Farben sowie in verschiedenen Stärken erhältlich. Sie sind für intensive Nutzung und öffentlichen Bedarf geeignet und entsprechend EN-Normen 1177 zertifiziert, garantieren einen sicheren Fall sogar aus 2,8 Metern.




Safety tiles | Fallschutzplatten



Path border | Wegefassung

Product	Size	HIC
Produkt	Maße	
Safety tile Fallschutzplatte	500 x 500 x 30 mm	1,1 m
	500 x 500 x 35 mm	1,2 m
	500 x 500 x 40 mm	1,3 m
	500 x 500 x 45 mm	1,5 m
	500 x 500 x 50 mm	1,6 m
	500 x 500 x 60 mm	1,7 m
	500 x 500 x 70 mm	2,0 m
	500 x 500 x 75 mm	2,4 m
500 x 500 x 90 mm	2,8 m	
Path border Wegefassung	1000 x 250 x 50 mm	-



Tile connection system | Verbindungssystem

SBR colors | SBR-Gummigranulat Farben

The top layer of the tile is a mixture of SBR rubber granules and colored polyurethane binder. The surface is water-permeable, non-slip and resistant to weather conditions and abrasion.

Eine homogene Mischung aus SBR-Gummigranulat. Die oberste Schicht besteht aus farbigem Granulat und farbigem Polyurethankleber.




red
rot
green
grün
blue
blau
gray
grau
black
schwarz

EPDM colors | EPDM-Gummigranulat Farben

The top layer of the tile is made of EPDM granules and colored polyurethane binder. The surface is water-permeable, non-slip and resistant to weather conditions and abrasion.

Die Oberseite der Plae besteht aus farbigem EPDM-Granulat und farbigem Polyurethan-Kleber. Die Unterseite der Plae besteht aus SBR-Granulat.



orange
orange
yellow
gelb
beige
beige
green
grün
violet
violett
blue
blau
turquoise
türkis
gray
grau



FITNESS





FITNESS EQUIPMENT | FITNESSGERÄTE

Healthy body, healthy mind. Experts recommend a lot of exercise in the fresh air in order to stay healthy and fit for as long as possible. Let's create attractive zones for fitness and meetings.

Körperliche Aktivität ist ein wichtiger Bestandteil unseres Lebens. Besonders die Bewegung an der frischen Luft ist eine Wohltat für Körper, Geist und Seele. Mit unserer Hilfe schaffen Sie attraktive und langlebige Outdoor Bereiche für Training und Treffen mit Freunden.

For younger and elder users.
Geeignet für Jugendliche und Senioren.

Highest quality.
Höchste Qualität.

Intuitive exercising.
Intuitives Training.

Comfortable seats.
Komfortable Rückenlehne und Sitzfläche.

Full range of fitness equipment.
Große Auswahl an Geräten.

Durable.
Vandalismus beständig.

Reliable.
Solid & Langlebig.

Comfortable seats make exercising more pleasant

Dank der komfortablen Sitzen wird das Training noch angenehmer

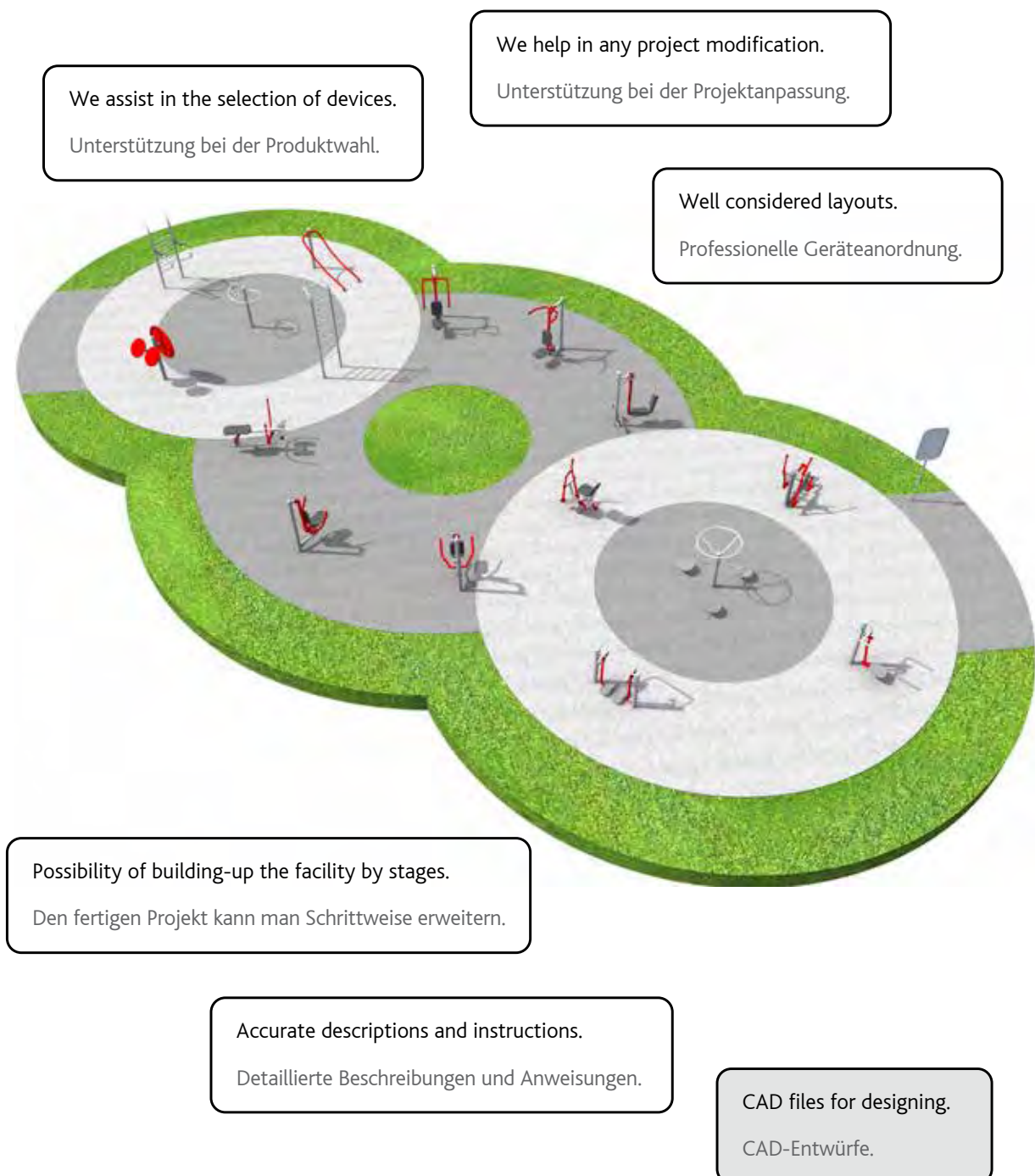


Seats covered by PU material.
Die Sitzfläche und Rückenlehne aus bequemem, flexiblem PU-Material.

Create FITNESS zone

We provide ready-made designs of FITNESS zones containing an example of arrangement of the exercise device. It's perfect for people who want to spend time actively.

Wir bieten vorgefertigte Projekte von öffentlichen FITNESS-Bereichen an. Hier finden Sie die beispielhafte Anordnung der Trainingsgeräten.



SHOULDER PRESS

KS-FS-014



CHEST PULL

KS-FS-011



CHEST PRESS

KS-FS-013



SHOULDER PULL

KS-FS-012



**LEG PRESS I
BEINPRESSE I**

KS-FS-002



**DOUBLE LEG PRESS I
DOPPELTE BEINPRESSE I**

KS-FD-005



**LEG PRESS II
BEINPRESSE II**

KS-FS-029



**DOUBLE LEG PRESS II
DOPPELTE BEINPRESSE II**

KS-FD-009



**DOUBLE CHEST
PRESS**

KS-FD-011



**CHEST PRESS
+ CHEST PULL**

KS-FD-003



**LEG PRESS
+ CHEST PRESS**

KS-FD-012



**SHOULDER PRESS
+ CHEST PRESS**

KS-FD-010



**DOUBLE
SHOULDER PULL**

KS-FD-002



**SHOULDER PRESS
+ SHOULDER PULL**

KS-FD-004



**TRIPLE TWISTER
DREIFACHER TWISTER**

KS-FD-008



TAI-CHI

KS-FS-021



TWISTER

KS-FS-028



**PENDULUM
PENDEL**

KS-FS-016



**PENDULUM + TWISTER
PENDEL + TWISTER**

KS-FD-007



**TWISTER + RUNNER
+ PENDULUM**

**TWISTER + LÄUFER
+ PENDEL**

KS-FT-001



**ROWING MACHINE
RUDERGERÄT**

KS-FS-015



BIKE II

KS-FS-007



BIKE I

KS-FS-006



**HORSE RIDER
REITER**

KS-FS-005



**RUNNER
LÄUFER**
KS-FS-017



**ORBITREK
CROSSTRAINER**
KS-FS-001



**SKI RUNNER
SKILÄUFER**
KS-FS-008



**DOUBLE SKI RUNNER
DOPPELTER SKILÄUFER**
KS-FD-006



**BENCH
BANK**
KS-FS-018



**BACK STRAIGHTENER
RÜCKENSTRECKER**
KS-FS-019



**PUSH-UP TRAINER
LIEGESTÜTZTRAINER**
KS-FS-022



**RUNNING TRACK
LAUFBAND**
KS-FS-023



**STRETCHING
TRAINER
STRETCHING-
GERÄT**
KS-FS-020



**HANDRAILS
SPOSSENWAND**
KS-FS-027



**LADDER I
LEITER I**
KS-FS-025



**LADDER III
LEITER III**
KS-FS-030



**LADDER II
LEITER II**
KS-FS-026



**LADDER IV
LEITER IV**
KS-FS-031



FITNESS

layout 1



L - 10m
W - 11m

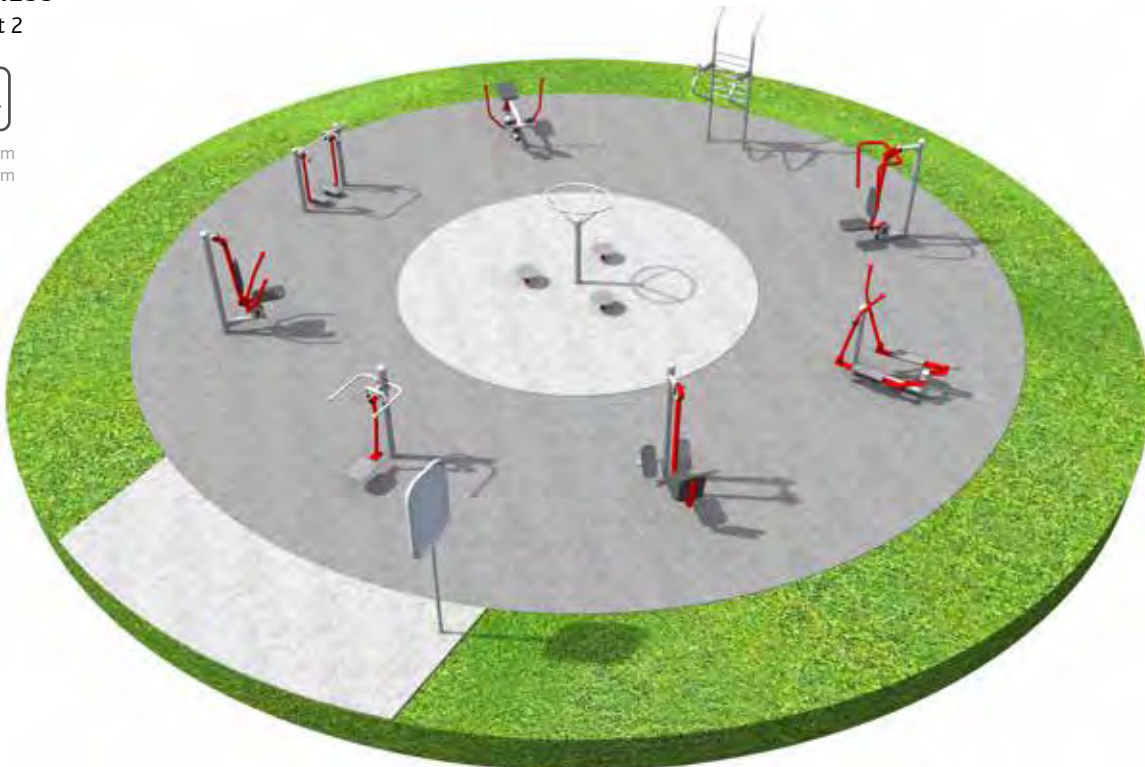


FITNESS

layout 2



L - 10m
W - 13m



FITNESS

layout 3



L - 12m
W - 13m



FITNESS

layout 4



L - 13m
W - 14m



FITNESS

layout 5



L - 15m
W - 18m



FITNESS

layout 6



L - 24m
W - 14m



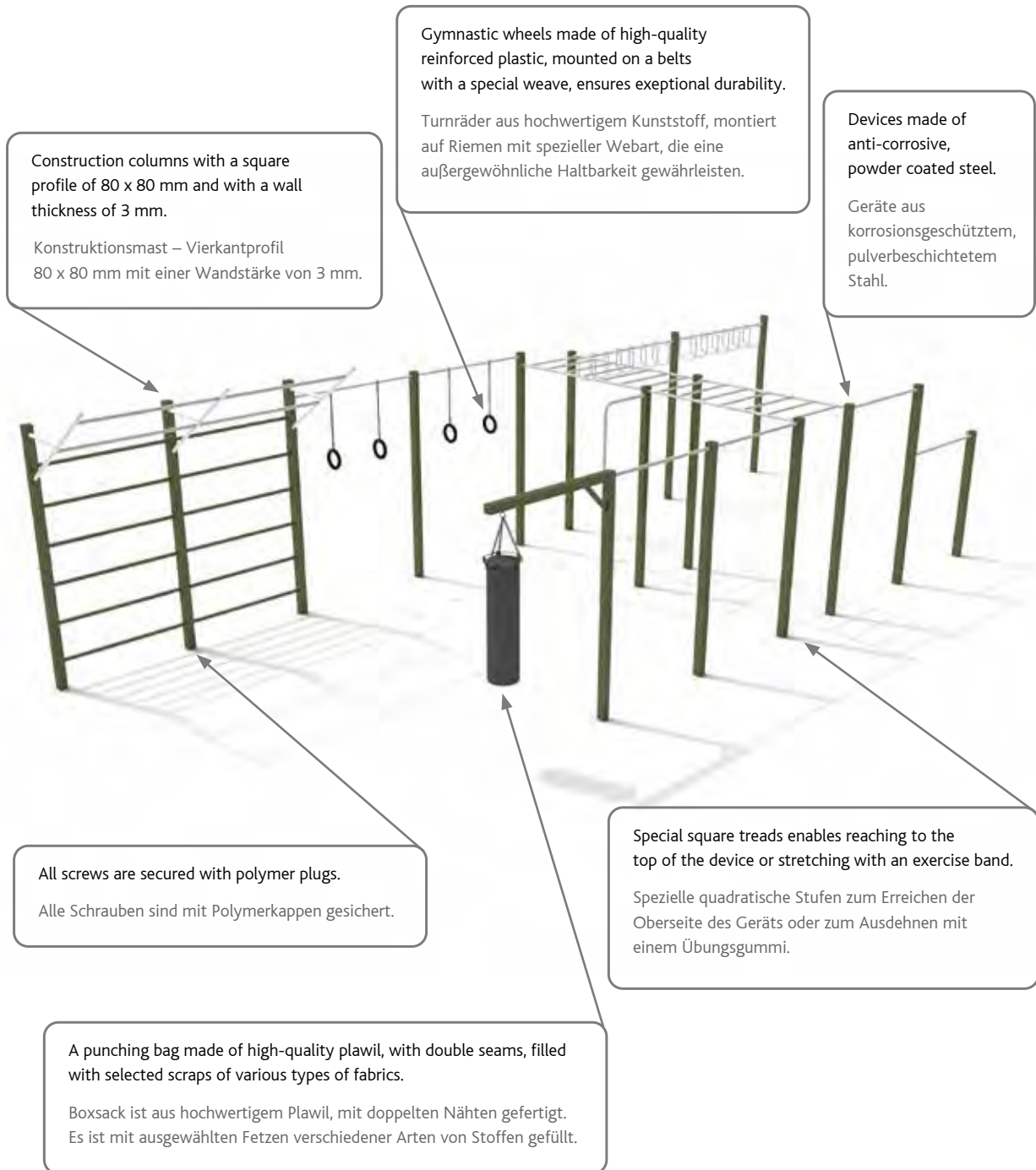




STREET WORKOUT EQUIPMENT | STREET WORKOUT ANLAGEN

Street Workout devices are the perfect complement to an outdoor gym. Calisthenics develops all muscle groups and strengthens entire body. People of all ages can perform this type of exercise. Street Workout devices can be combined in many different ways to create one-of-a-kind training circuits for each part of the body.

Street Workout-Geräte sind die ideale Ergänzung für ein Outdoor-Fitnessstudio, sie ermöglichen die Entwicklung einzelner Muskelgruppen und die allgemeine Stärkung des Körpers. Die Geräten wurden so konzipiert, dass sie Nutzern jeden Alters und jeder Leistungsstufe zugutekommen. Die Anlagen der Street Workout Serie können beliebig kombiniert werden, um einzigartige Trainingssets für jeden Körperteil zu schaffen.



STREET WORKOUT 1
KS-SW-19



STREET WORKOUT 2
KS-SW-20



STREET WORKOUT 3
KS-SW-21



STREET WORKOUT 4
KS-SW-22



STREET WORKOUT 5
KS-SW-23



STREET WORKOUT 6
KS-SW-24



STREET WORKOUT 7
KS-SW-25



STREET WORKOUT 8
KS-SW-26



STREET WORKOUT 9
KS-SW-27



STREET WORKOUT 10
KS-SW-28



STREET WORKOUT 11
KS-SW-29



STREET WORKOUT 12
KS-SW-30



STREET WORKOUT 13
KS-SW-31



STREET WORKOUT 14
KS-SW-32



STREET WORKOUT 15
KS-SW-33



STREET WORKOUT 16
KS-SW-34



STREET WORKOUT 17
KS-SW-42



STREET WORKOUT 18
KS-SW-44



STREET WORKOUT 19
KS-SW-45



STREET WORKOUT 20
KS-SW-46



STREET WORKOUT 21
KS-SW-04



STREET WORKOUT 22
KS-SW-11



STREET WORKOUT 23
KS-SW-10



HORIZONTAL BAR
WITH HANDLES
CALISTHENICS
HANGELBRÜCKE
KS-SW-06



GYMNASTIC RINGS
CALISTHENICS RINGE
KS-SW-07



PULL UP ROPE
OUTDOOR WORKOUT
KLETTERSEIL
KS-SW-02



HORIZONTAL BAR
CALISTHENICS TURNRECK
KS-SW-05



VERTICAL LADDER 3
CALISTHENICS LEITER
MIT AUSLEGER
KS-SW-36



VERTICAL LADDER 2
CALISTHENICS LEITER 2
KS-SW-09



VERTICAL LADDER 1
CALISTHENICS LEITER 1
KS-SW-08



PULL UP PIPE
STREET WORKOUT
FEUERWEHRSTANGE
KS-SW-03



UP-DOWN BENCH 1
SIT-UPS BANK 1
KS-SW-40



UP-DOWN BENCH 2
SIT-UPS BANK 2
KS-SW-41



BRIDGE
BRÜCKE
KS-SW-17



SLALOM
SLALOM BRÜCKE
KS-SW-18



TWO TRIANGULAR
HANDLES

ZWEI DREIECKIGE
GRIFFE
KS-SW-14a



LARGE SQUARE HANDLE
TURNRECK SEITENGRIFF
KS-SW-12



SMALL SQUARE HANDLE
TURNRECK KLEINER GRIFF
KS-SW-13



TRIANGULAR HANDLE
DREIECK GRIFF
KS-SW-14



GYMNASTIC RAILS 1
DIP BARREN 1
KS-SW-16



GYMNASTIC RAILS 2
DIP BARREN 2
KS-SW-35



GYMNASTIC RAILS WITH POSTS
DIP STATION
KS-SW-15



BALANCE BEAM
BALANCIERBALKEN
KS-SW-39



BALANCE PATH
BALANCIERPFAD
KS-SW-37



CLIMBING STEPS
KLETTERSTUFFEN
KS-SW-38



ARENAS



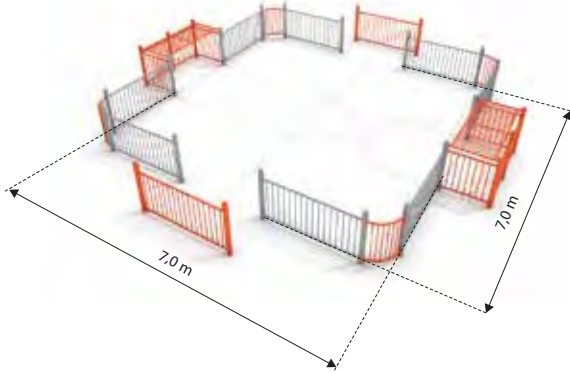
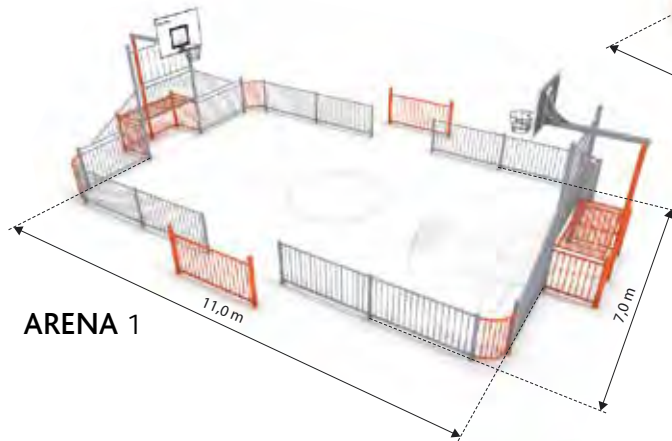
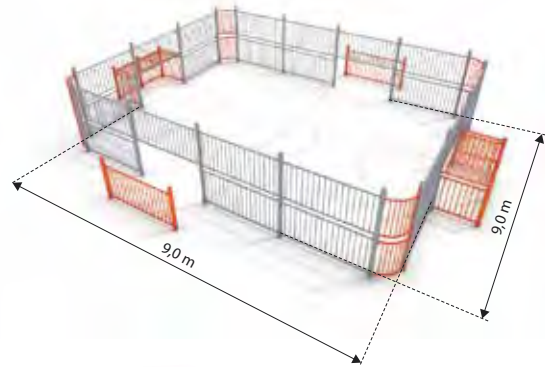
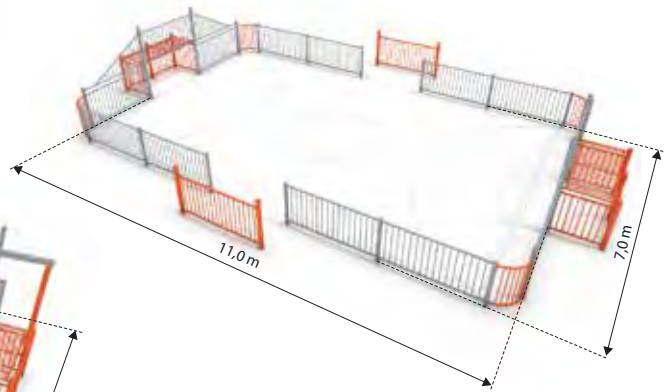
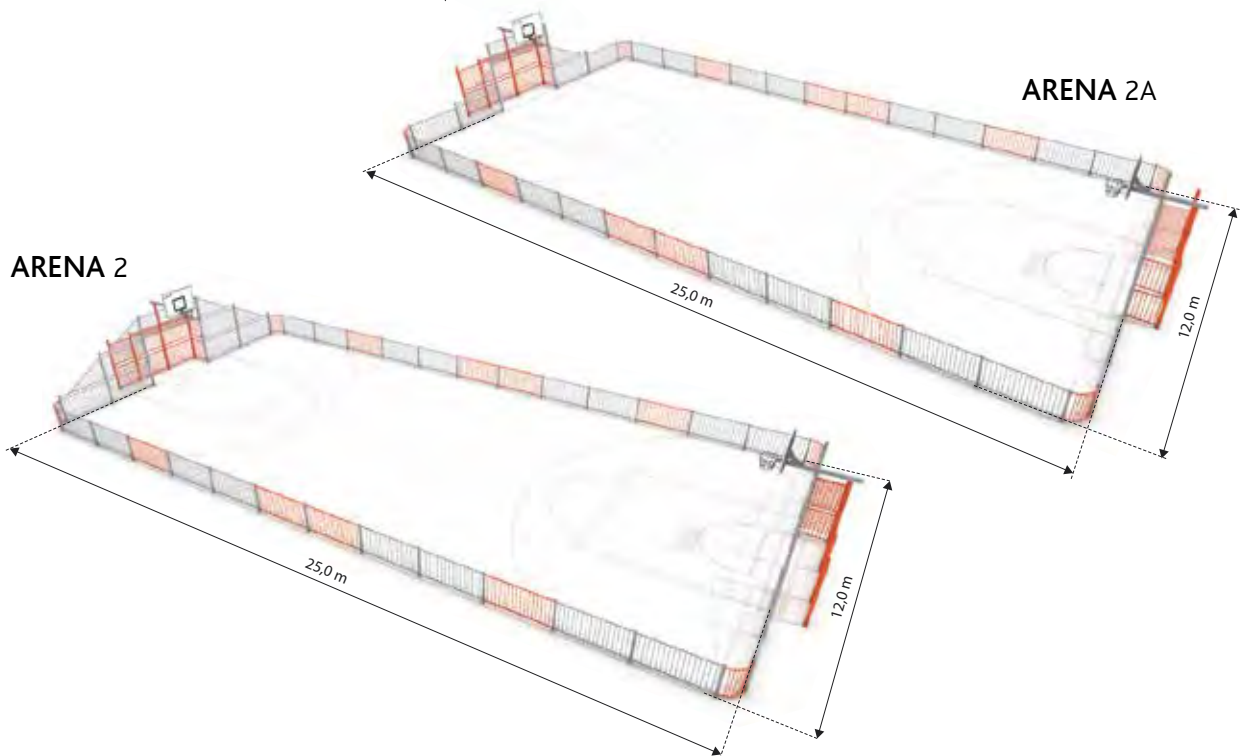


Sport ARENAS

Material:

powder painted, galvanized steel

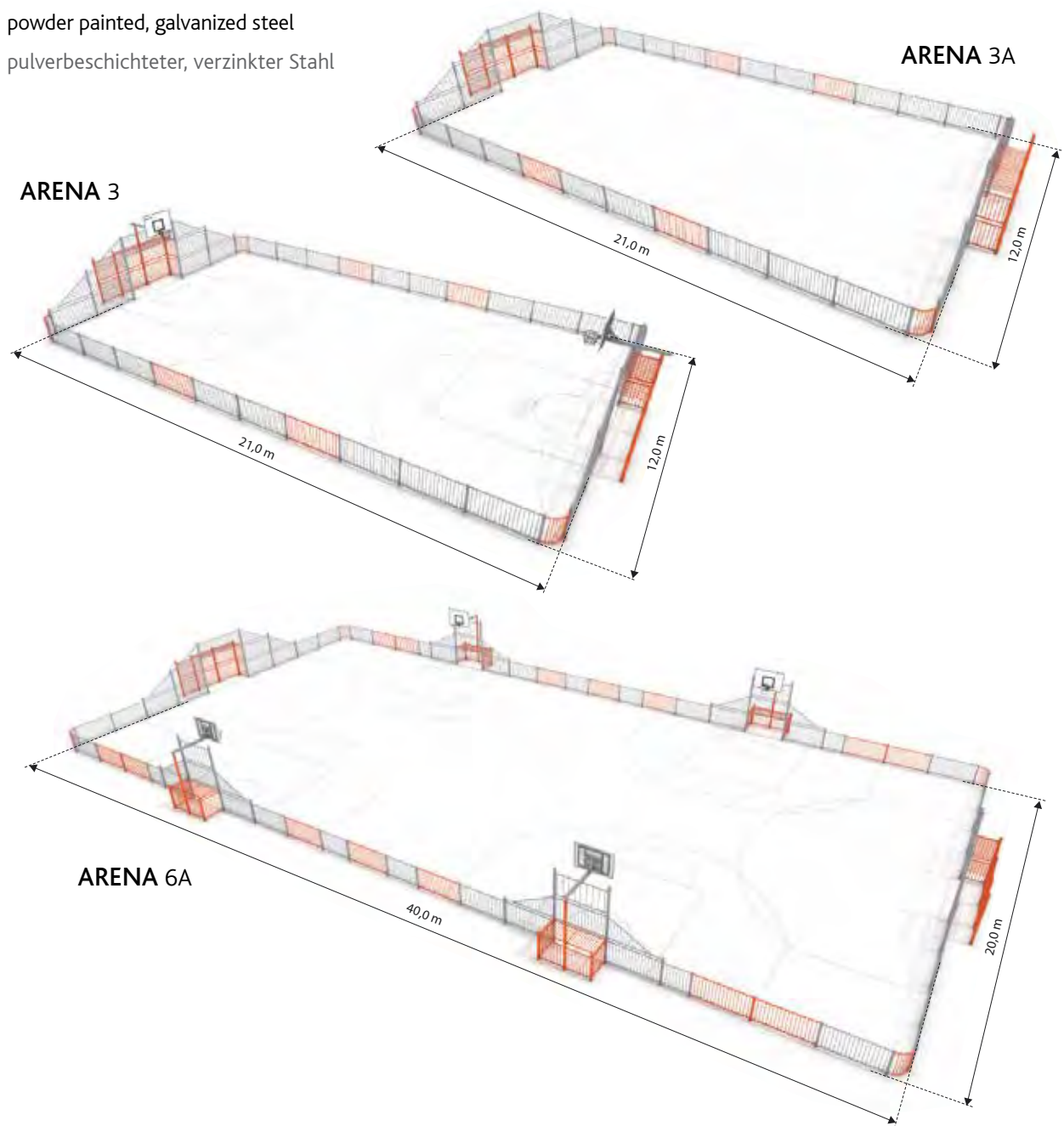
pulverbeschichteter, verzinkter Stahl

SOCCER RING 2**SOCCER RING 3****ARENA 1****ARENA 1A****ARENA 2****ARENA 2A**

Material:

powder painted, galvanized steel

pulverbeschichteter, verzinkter Stahl



Material:

powder painted, galvanized steel

pulverbeschichteter, verzinkter Stahl









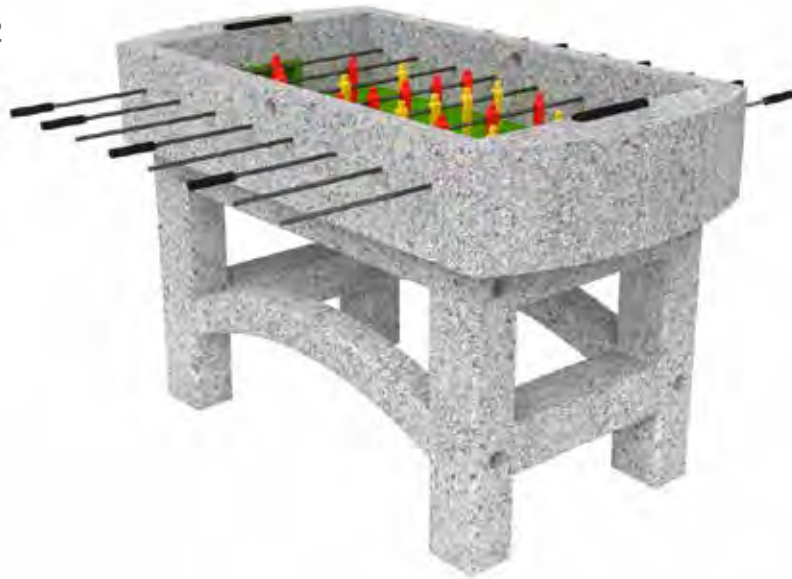
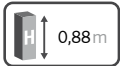
URBAN GAME TABLES | SPIELTISCHE

TENNIS TABLE 2
TISCHTENNISPLATTE 2
KT-02-CR-007/008



Material:
Concrete tennis table
Tischtennisplatte aus Beton

FOOTBALL TABLE 2
BETON-KICKERTISCH 2
KT-02-CR-009



Concrete games tables | Spieltische aus Beton



KT-02-CR-001



KT-02-CR-001



KT-02-CR-011



KT-02-CR-010



KT-02-CR-003



KT-02-CR-004



KT-02-CR-012



T-02-CR-005



KT-02-CR-006




KT-02-CR-013






URBAN FURNITURE | STADTMOBILIAR

TOPAZO



BENCH 3



BENCH 2



BENCH 4



BENCH 1



BENCH 11



BENCH 5



BENCH 7



PLANTER 4



PLANTER 5



TRASH BIN 5



ARMITA



BENCH 9



BENCH 10



TABLE 2



PLANTER 1



PLANTER 2



TRASH BIN 1



KRETO



BENCH 5



BENCH 6



PLANTER 4



PLANTER 8



BOLLARD 7



TRASH BIN 7

PERLO



BENCH 11



BENCH 12



TRASH BIN 7



TRASH BIN 6



BICYCLE RACK 23



BICYCLE RACK 6



BICYCLE RACK 24

MALAKITO



BENCH 19



BENCH 20



TRASH BIN 3



TRASH BIN 4



BICYCLE RACK 23



BICYCLE RACK 6



BICYCLE RACK 24



JAGO



BENCH 16



BENCH 17



TRASH BIN 7



TRASH BIN 5



TRASH BIN 6



BICYCLE RACK 8



BICYCLE RACK 10



BICYCLE RACK 26

SAFIRO



BENCH 5



BENCH 7



BENCH 6



TRASH BIN 1



TRASH BIN 2



BICYCLE RACK 6

KRONO



BENCH 21



BENCH 15



BENCH 3



TRASH BIN 7



TRASH BIN 6



BICYCLE RACK 2



BICYCLE RACK 8



BICYCLE RACK 1




BICYCLE RACK 9



Benches made of Deco concrete | Sitzbänke aus Dekobeton



DECO CONCRETE BENCH 1



DECO CONCRETE BENCH 2



DECO CONCRETE BENCH 3



DECO CONCRETE BENCH 4



DECO CONCRETE BENCH 5



DECO CONCRETE BENCH 6



DECO CONCRETE BENCH 7



DECO CONCRETE BENCH 8



DECO CONCRETE BENCH 9



DECO CONCRETE BENCH 10



DECO CONCRETE BENCH 11



DECO CONCRETE BENCH 12



DECO CONCRETE BENCH 13



DECO CONCRETE BENCH 14

Concrete benches | Sitzbänke aus gewaschenem Beton



CONCRETE BENCH 1



CONCRETE BENCH 2



CONCRETE BENCH 5



CONCRETE BENCH 6



CONCRETE BENCH 7



CONCRETE BENCH 8



CONCRETE BENCH 9



CONCRETE BENCH 3



CONCRETE PLANTER SET WITH BENCH 1



CONCRETE PLANTER SET WITH BENCH 2



CONCRETE PLANTER SET WITH BENCH 3



CONCRETE BENCH 4



CONCRETE PLANTER SET WITH BENCH 1




CONCRETE PLANTER SET WITH BENCH 2



CONCRETE PLANTER SET WITH BENCH 3

Stainless steel and steel benches | Edelstahl Sitzbänke



Decorative trash bins made of Deco concrete | Mülleimer aus Dekobeton



DECO WHITE CONCRETE TRASH BIN 1



DECO WHITE CONCRETE TRASH BIN 2

Concrete trash bins | Mülleimer aus gewaschenem Beton



CONCRETE TRASH BIN 1



CONCRETE TRASH BIN 2



CONCRETE TRASH BIN 3



CONCRETE TRASH BIN 4



CONCRETE TRASH BIN 5



CONCRETE TRASH BIN 6



CONCRETE TRASH BIN 7

Stainless steel and steel trash bins | Edelstahl Mülleimer



STAINLESS STEEL TRASH BIN 8



STAINLESS STEEL TRASH BIN 1



STAINLESS STEEL TRASH BIN 2



STAINLESS STEEL TRASH BIN 3



STAINLESS STEEL TRASH BIN 4



STAINLESS STEEL TRASH BIN 5



STAINLESS STEEL TRASH BIN 6



STAINLESS STEEL TRASH BIN 7



Stainless steel and steel bicycle racks | Edelstahl Fahrradständer



STAINLESS STEEL BICYCLE RACK 1



STAINLESS STEEL BICYCLE RACK 2



STAINLESS STEEL BICYCLE RACK 4



STAINLESS STEEL BICYCLE RACK 5



STAINLESS STEEL BICYCLE RACK 6



STAINLESS STEEL BICYCLE RACK 7



STAINLESS STEEL BICYCLE RACK 8



STAINLESS STEEL BICYCLE RACK 9



STAINLESS STEEL BICYCLE RACK 10



STAINLESS STEEL BICYCLE RACK 10



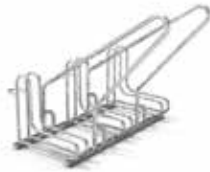
STAINLESS STEEL BICYCLE RACK 12



STAINLESS STEEL BICYCLE RACK 13



STAINLESS STEEL BICYCLE RACK 14



STAINLESS STEEL BICYCLE RACK 15



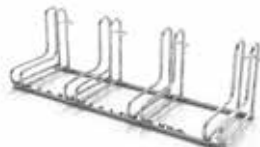
STAINLESS STEEL BICYCLE RACK 16



STAINLESS STEEL BICYCLE RACK 17



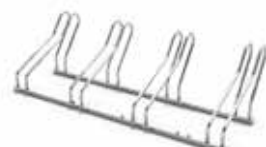
STAINLESS STEEL BICYCLE RACK 18



STAINLESS STEEL BICYCLE RACK 19



STAINLESS STEEL BICYCLE RACK 20



STAINLESS STEEL BICYCLE RACK 21



STAINLESS STEEL BICYCLE RACK 22



STAINLESS STEEL BICYCLE RACK 23



STAINLESS STEEL BICYCLE RACK 24



STAINLESS STEEL BICYCLE RACK 25



STAINLESS STEEL BICYCLE RACK 26

