



A VOTRE SERVICE DEPUIS 1995



Physiotherapy catalogue

2025/2026

Rte de Taillepied 44 1095 Lutry Tél : (021) 903 57 67
www.healthsport.ch direction@healthsport.ch

This catalogue contains information on, among other things, medical devices that should be handled by qualified medical personnel and used in accordance with the instructions for use or the label.


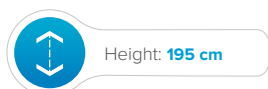
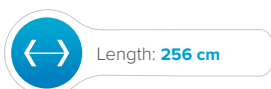
Axelero Gait & Balance

Device for training gait pattern disturbances and balance

MD



Axelero Gait & Balance + Eleveo



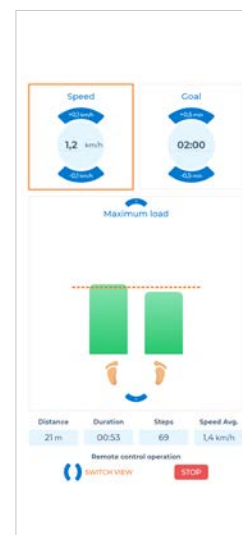
Axelero Gait & Balance device for training gait pattern disturbances and balance is used to determine gait parameters, balance disorders for the purposes of rehabilitation support, relieve the symptoms of disease and the effects of injury or impairment. Is dedicated for gait symmetry training, improving balance and general motor skills of the patient. Intended for patients with neurological and musculoskeletal system disorders of the lower limbs.

Features:

- Adjustable (width, height), stable handrails along the entire length of the device.
- Low suspension of the running belt, making it easier to get on the device.
- Running belt with built-in strain gauge sensors.
- Smooth and quiet operation of the drive in the full range of belt speed.
- Precise increasing and decreasing the speed of the belt.
- Device can be operated by both the therapist and the patient.
- Patient can choose one of two trainings: time-measured training or distance training.
- Patient database embedded in the software, managed from the therapist's tablet.
- Basic parameters on screen: distance, time, steps, average speed.
- Tests and exercises : record of 6-minute patient gait, maximum deflection of the center of gravity, CoP eye open/closed, Romberg's test.
- Visualization of: gait patterns (Butterfly, Path), gait symmetry, training course in the form of a graph and a table with parameters.
- Emergency stop button on both sides of the device, available for medical personnel.
- Equipped with USB communication interface, wireless remote control for patient, tablet for therapist, stand with computer, monitor, Neuroforma Gait & Balance software.
- Possibility of cooperation with the Eleveo device.


Technical data:

Belt speed [km/h]:	0,2-10
Belt speed resolution [km/h]:	0,1
Belt (the usable part) length [cm]:	140
Belt (the usable part) width [cm]:	52
Weight [kg]:	200
Power supply [V/Hz, A]:	230/ 50-60, 15
Dimensions (L x W x H) [cm]:	256 x 78 x 195
Handrails width [cm]:	43 – 69
Handrails height [cm]:	66 - 94,5
Monitor (diagonal) ["]:	43
Patient weight [kg]:	25 - 160





MD



Suspension harness M, XL



Adapters

Dynamic partial weight bearing gait therapy device Eleveo is a device intended to accomplish dynamic patient support on a treadmill or firm surfaces. A perfect solution for training patients in a wide range of gait disorders.

Used in:

- Rehabilitation.
- Gait reeducation.

Used for:

- Therapeutic and diagnostic purposes (training balance and gait).
- Ideal for working with: neurological patients orthopedic patients.



Box dimensions: **220 x 95 x 56 cm** Weight: **+55 kg**

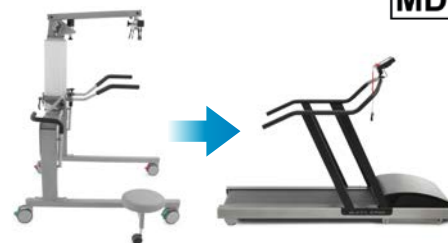
Features:

- Battery-powered electric height adjustment (charged from a 230V wall outlet).
- Two-point suspension with pelvis positioning and front-back inclination using 4 belts.
- Four-wheel system with two wheels with full and two with directional brake (the wheels with directional brake allow for pre-setting the direction of movement prior to the treatment).
- The device can be lowered to 164 cm for an easy access to rooms with low doors (180 cm) or treatment of shorter patients.
- Base with adjustable width up to 20 cm (73-93 cm) in 8 steps (each of 2,5 cm).
- 89,4 cm wide frame allows an easy passage through the most doors.
- Base wide adjustment up to 93 cm internal wide allows exercises on treadmill (e.g. Axelero I, type Reha) in suspension.
- Maximum height of 234 cm.
- Patient height of up to 210 cm.
- Patient weight of up to 160 kg.
- Front, back and sideways gait reeducation.
- Gait direction change possible without disconnecting the harness.
- Variable angle adjustable handlebars.
- Including 2 universal suspension harnesses M (size: 92-100 cm), XL (size: 132-142 cm) (made from washable fabric for easy cleaning).
- Set of 2 adapters (option) - enables to use harnesses with loops.
- Equipped with a beam mounted on a swing arm with wireless transducers and radio transmission data - WeCoTronic (Weight Control Electronic).
- Electronic movable panel shows real-time data (weight, unloading).
- Possibility of cooperation with Axelero Gait & Balance; Axelero I, type Reha.



MD

Eleveo + Axelero Gait & Balance



MD

Eleveo + Axelero I type Reha



Movable panel

Technical data:

Width (int.) [cm]:	73-93
Width (ext.) [cm]:	89,4-109,4
Depth [cm]:	135
Weight [kg]:	98
Max. load* [kg]:	160
Height adjustment [cm]:	164-234

* Max. safe load of the device when lifting - lowering the arm.




Axelero I, type Reha

Medical and training treadmill
(for rehabilitation)



MD



Axelero I, type Reha + Eleveo

Functions:

- start/stop,
- incline,
- speed,
- calories,
- distance,
- time,
- programs (MANUAL, DEFINED, USER).



0-25% (0-14°)



Box dimensions: **230 x 90 x 73 cm** Weight: **+50 kg**

Medical and training treadmill Axelero I type Reha, is an active medical device for rehabilitation and allows for controlled loading of the human body during rehabilitation exercises. It's designed for use in hospitals, clinics, outpatient clinics, and specialist doctors' offices. It can be easily adjust to different patient's condition and movement skills offering a lot of programs and functions.

Features:

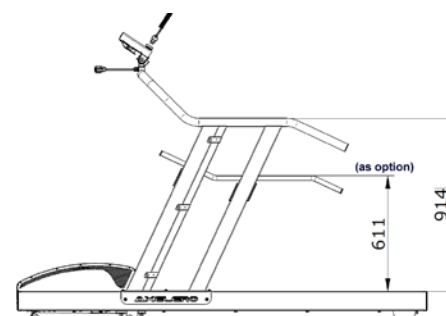
- System of gradual speed increase from 0,2 km/h to a preset value.
- Belt speed stabilization in the full drive load range.
- Smooth and quiet operation in the full belt speed range.
- Easily accessible safety switch which allows for switching the device and the drive off manually.
- Control unit with touch TFT LCD display.
- Handlebars (option) - for patient of short stature.
- Good solution is to combine Axelero I, type Reha with Eleveo.

Technical data:

Belt speed range [km/h]:	0,2 to 25
Belt speed setting accuracy [km/h]:	0,1
Belt elevation angle range [%]:	0-25
Belt elevation angle adjustment accuracy [%]:	0,5
Length of the functional part of the belt [cm]:	140
Width of the functional part of the belt [cm]:	52
Width of the stationary rest area [cm]:	10
Patient's maximum permissible weight [kg]:	200
Power supply and consumption [V/Hz/A]:	230/50/15
Device weight [kg]:	180
Dimensions (L x W x H) [cm]:	217 x 73 x 135

Neurological walker with height adjustments Freewalker

The **Freewalker** is intended to support the patient's rehabilitation, enabling the patient to move without the help of third parties. At the same time it allows you to relieve the lower limbs by placing the upper limbs on upholstered supports and hand grips.



Freewalker



Additional accessories:



Crutch holder



Basket

Technical data:

Min. height [cm]:	96,3
Max. height [cm]:	131,8
Width [cm]:	76
Depth [cm]:	85,4
Max. safe working load [kg]:	150
Max. safe working load of basket [kg]:	3
Weight [kg]:	23,7





A

With single backrest (buttock)



With double backrest

MD



B

For short posture patients



(A) Box dimensions: **135 x 95 x 71 cm** Weight: **+36 kg**



(B) Box dimensions: **80 x 80 x 135 cm** Weight: **+16 kg**

Walk simulator PIO is a device designed for patients with paresis or inertia of the lower limbs (paraplegia), which is used to perform comprehensive rehabilitation exercises in a vertical position. The patient moving the upper limbs actively moves the lower limbs supports, thus maintaining the vertical position, comprehensively sets the whole body in motion.

Comfort of exercise performing increase:

- Electronic control panel showing time of exercise (counted down) or number of gait cycles; acoustic alarm goes off if the exercise exceeds present time.
- A shelf for portable music and video players, newspapers or books.
- Comfortable backrest.
- Adjustable grip bars (A).
- Gloves for patients with weaker hand muscles to provide better grip (A).
- Adjustable footrests (height and depth (7-step) adjustment) (A).



Technical data:

	PIO (B)	PIO (A)
Timer [min]:	1-59	1-59
Gait cycles counter:	max. 9999	max. 9999
Range of motion of lower limbs [°]:	max. ± 18 from vertical	max. ± 18 from vertical
Height of patient [cm]:	125-145	165-190
Max. weight of patient [kg]:	95	95
Colour of upholstery:	terracotta	black
Dimensions (L x W x H) [mm]:	950 x 664 x 980	1198 x 760 x 1195 (single) 1198 x 760 x 1560 (double)
Power supply [V]:	battery 3V type CR2032	battery 3V type CR2032
Weight [kg]:	41 49 (with lateral and thoracic support)	55 (single backrest) 61 (double backrest)
Range of height adjustment of footrest [mm]:		85
Range of adjustment of knee holder [mm]:		73
Range of grip bars adjustment [mm]:		188
Range of buttock rest adjustment (horizontal) [mm]:		184
Range of back rest adjustment (horizontal) in ver. with double back rest [mm]:		184

Advantages of using PIO:

- Verticalization of the body.
- Increases respiratory efficiency.
- Stimulates circulatory system.
- Prevents urinary infections.
- Provides dynamic load to bone-joint system (e.g. reduces the risk of osteoporosis).
- Prevents tendor contracture and joint degeneration.

PIO (A):


- Option: with **single** or with **double** backrest.

Additional accessories for PIO (B):

- Lateral, thoracic and back support for **PIO** for patients of short posture.



MD



 Box dimensions: **100 x 130 x 70 cm** Weight: **+18 kg**

 Box dimensions: **112 x 130 x 60 cm** Weight: **+2 kg**

Neuroforma for centers with balance control module and offloading arm is an innovative platform for motor, cognitive and balance control exercises. It consists of a large display, a computerized system for data analysis and an optical system for movement analysis in 3D technology. The device is sturdy and easy-to-use. In addition, its space-saving design makes it suitable for use in less spacious facilities as well as easy to move around.

How it works:

While using **Neuroforma**, the patient stands or is seated in front of the screen, which shows their real, mirror reflection. Around that reflection, virtual objects appear. The patient's task is to move their body in such a way that the reflection displayed on the screen catches, hits or moves the appearing objects.



Virtual reality technology enables the patient to receive constant, immediate biofeedback. After each exercise, the patient can consult simple statistics, which are also available in a form of long-term reports presenting their progress for every task separately.

Application:

- Neurological rehabilitation.
- Neuropsychological rehabilitation.
- Physiotherapy.
- Geriatrics.
- Posttraumatic rehabilitation.
- Orthopaedic rehabilitation.
- Support in development of children with disabilities.
- Health prophylaxis.

Crucial motor functions to be improved:

- Hand-eye coordination.
- Synchronization of movements.
- Contralateral movement coordination.
- Joint mobility.
- Strength and muscle endurance.
- Speed of response.
- Movement control.
- Load distribution.
- Balance control.

Crucial cognitive functions to be improved:

- Concentration on task.
- Divided attention.
- Inhibitory control.
- Memory.
- Using knowledge in possession.
- Visual perception.
- Counting.
- Reading.
- Decision making.
- Problem solving.

Exercising with Neuroforma:

Attractive virtual environment

Patients perform tasks in an attractive virtual environment that reinforces their involvement and motivation and improves their attitude towards exercising and satisfaction with rehabilitation services. The above-mentioned factors also boost effectiveness of the therapy.

Unique motor-cognitive tasks

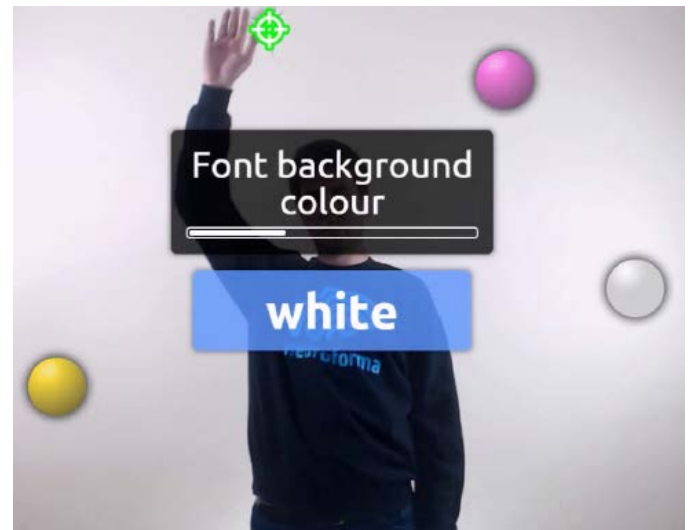
The Neuroforma system is based on a collection of interactive exercises. Combining motor and cognitive tasks in a so-called dual-task paradigm is what makes the system unique. The patient controls the objects displayed on the screen by moving their own body, which serves to improve their physical abilities. At the same time, the patient also needs to complete cognitive tasks on various levels of complexity. The inclusion of cognitive elements in motor exercises benefits all patients and is particularly important in neurological rehabilitation. Effectiveness of Neuroforma exercises has been demonstrated by many studies (e.g. Stryła & Banaś, 2015).

Innovative mirror therapy module

The mirror therapy module is a set of specialised exercises targeted primarily at patients recovering from strokes. In the Neuroforma system, a traditional mirror has been replaced by a camera and a display screen. Advanced analysis and image transformation enable patients suffering from hemiparesis to see a reflection of their non-functional limb moving symmetrically and exactly the same way as the unaffected one. Effectiveness of mirror therapy with Neuroforma has been proved scientifically (e.g. Opara et al., 2016).

Balance control training

The module for balance control training with a force platform serves as an extension of the basic Neuroforma station. Exercises were devised to improve proprioception, reinforce correct motor patterns and strengthen postural muscles. Some exercises include tasks that require involvement of upper extremities and balance control simultaneously. This module ideally supplements rehabilitation of neurological and orthopaedic patients, as well as of elderly people.



Key benefits for health facilities:

- **Boosting competitiveness:** Neuroforma enables the facility to expand its offer with innovative rehabilitation based on virtual reality technology and biofeedback.
- **Increasing service efficiency:** Neuroforma combines experience and expertise with cutting-edge technological and scientific achievements.
- **Boosting financial effectiveness:** one comprehensive tool is enough to perform procedures encompassing many different specialist fields in various patient groups.

Key benefits for therapists:

- **Improvement of the rehabilitation process:** Neuroforma automatically collects and saves information on the training process and its outcomes and stores it in patients' profiles.
- **Increased control over exercises:** the therapist decides how a given exercise should be designed and Neuroforma presents it and provides ongoing instructions to the patient.
- **Improved utilisation of the therapist's potential:** various exercises combining tasks from many rehabilitation fields enable the therapist to engage all their skills and oversee therapy of various functions simultaneously.

Key benefits for patients:

- **Increased satisfaction and engagement:** attractive tasks in the form of simple games complemented by subtle motivating elements change dull exercises into motivating challenges.
- **Increased procedure effectiveness:** intensive, multi-dimensional, clinically proved rehabilitation with Neuroforma results in considerably faster progress and affects many aspects of patient's life.
- **Underscoring patient's progress:** easy-to-read training statistics, automatic adjustment of the complexity level to each patient's maximum skills, and simple reports on their progress emphasise every single improvement.

Neuroforma functionalities:

Creating patient profiles

All information about the patient and their training sessions is stored in patient's profile. The number of profiles is unlimited.

Creating training sessions

Diversified exercise base allows for many options to choose from. Clear division into categories and user-friendly interface enable quick search for tasks which are best suited for each patient.

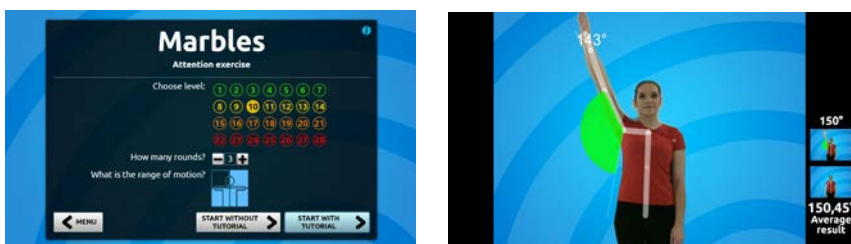


Adjusting exercise parameters

The therapist selects baseline difficulty level, number of repetitions and range of motion. If any exercise turns out to be too easy or too difficult, it will be modified by intelligent algorithms embedded in the system. 28 diversified difficulty levels ensure precise adjustment to current abilities of all patients.

Multimedia assistance

Multimedia resource collection consisting of tutorial videos supports patients during the first phases of training with Neuroforma, and can be turned off at later stages of rehabilitation. They familiarize the patient with the purpose of every exercise and present how each exercise should be done.



Automatic posture correction

The optical system automatically detects patient's position and adjusts the image displayed on the screen accordingly. If the patient changes their position incorrectly while performing exercises, the system will immediately prompt them to correct their posture.

Automatic training session

The computerized system presents exercises according to predefined settings. It displays prompts, statistics and motivational messages between subsequent tasks.

Result visualisation

After a session is completed, the therapist and the patient can see session results presented in the form of clear diagrams, and analyse patient's progress for every task separately.

Neuroforma software:

- Motor and cognitive exercise base.
- Mirror therapy module.
- Training session editor.
- Patient base and result reporting module.
- Module for exercise parameter adjustment.
- 3-dimensional posture correction module.
- Multimedia instruction module.

Basic equipment:

- Neuroforma software.
- Large display.
- Computerized system.
- Optical system in 3D technology.

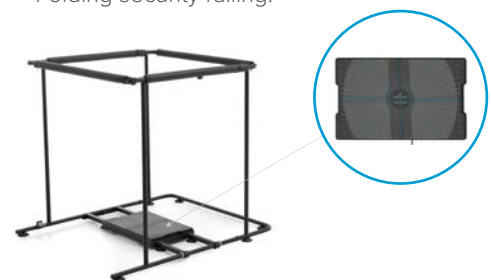


Technical data:

Dimensions (L x W x H) [cm]:	74,5 x 97 x 159-189
Weight [kg]:	28
Monitor ["]:	43
RAM [GB]:	8
3 x USB 2.0	

Extension - balance control module:

- Additional set of exercises.
- Module for measurement of balance control parameters.
- Folding security railing.

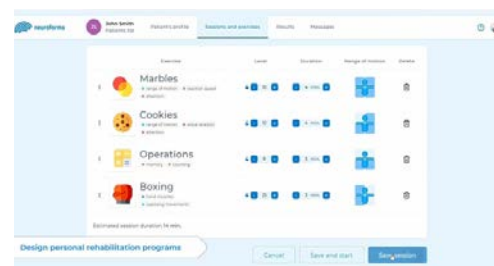


Technical data:

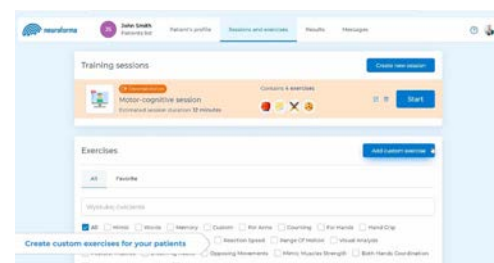
Dimensions (L x W x H) [cm]:	119 x 105 x 104
Weight (railing) [kg]:	22
Weight (stabilometric platform) [kg]:	4

Extension – an offloading arm:

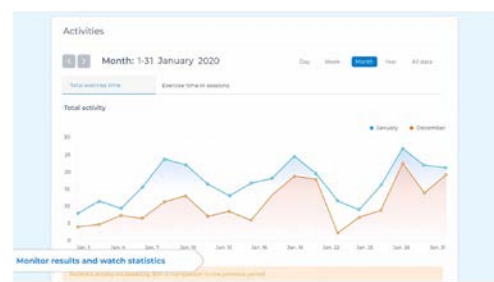
- Functional device offloading the upper extremity; adjustable support rate, working on all levels.



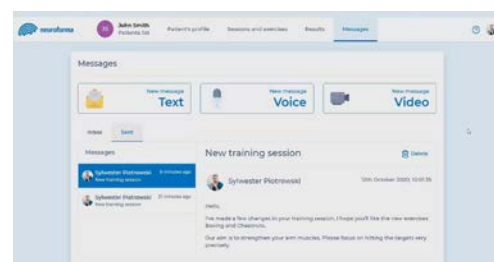
- All exercises and functions are launched in a web browser, they do not require installation or additional devices.
- User-friendly interface makes telerehabilitation intuitive and easy-to-use for both patient and therapist.



- Interactive form of exercise that increases patient involvement and motivates them to follow the exercise plans prepared by a specialist.
- With a large amount of exercises you can individually adapt training session for patient's needs.
- You can also create custom made exercises!



- Advanced medical report will allow you to track the progress.



- Communicate with your patient via voice, video or text messages.

Extend your offer with telerehabilitation

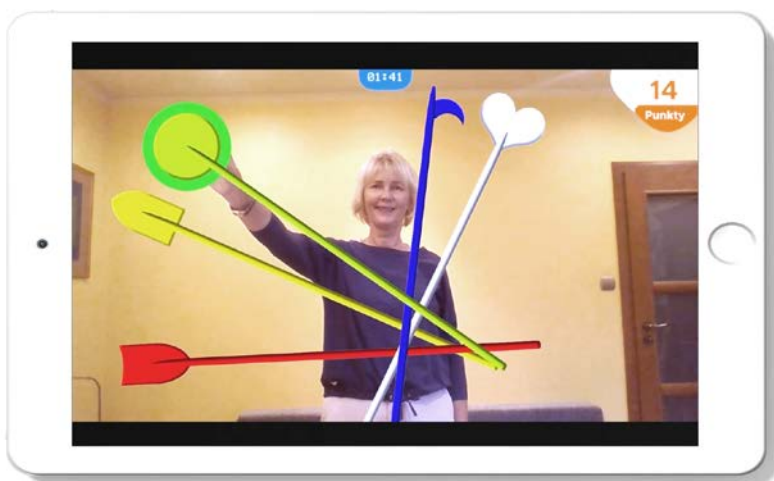
TeleNeuroforma is a modern and effective support for the rehabilitation process of patients who require systematic exercises. Easily share interactive exercises by creating personalized training plans. Start providing innovative remote rehabilitation services to operate comprehensively, effectively and on a larger scale. The platform allows for remote rehabilitation of patients exercising at home. You can log in from a web browser or integrate **TeleNeuroforma** with your medical information system.

TeleNeuroforma

Is a modern solution for motor, cognitive and balance control exercises. While using Neuroforma a patient stands or is seated in front of the screen, which shows their real, mirror reflection. Around that reflection virtual objects appear. For home exercises, your patients only need a computer or tablet with a camera and internet access.

The main task is to move their body in such a way that the reflection displayed on the screen catches, hits or moves appearing objects.

It is a perfect solution for neurological or geriatric patients with Alzheimer disease, dementia, after brain injury, stroke, cerebral palsy, fractures and many more!



Train your patient's memory, counting, dictionary, muscles strength, reaction speed, range of motion or breathing habits.



Axelero I, type Cardio

Medical and training treadmill

MD



0-25% (0-14°)

Medical and training treadmill Axelero I, type Cardio - is an active medical device designed for stress tests. It is used in cases where it is necessary to load the human body with dosed workload to evaluate the person's physical efficiency and to assess his/her functional reserves. The treadmill allows for controlled loading of the human body during stress tests. The treadmill is designed for use in hospitals, clinics, outpatient clinics, and specialist doctors' offices.



Box dimensions: **230 x 90 x 73 cm** Weight: **+50 kg**

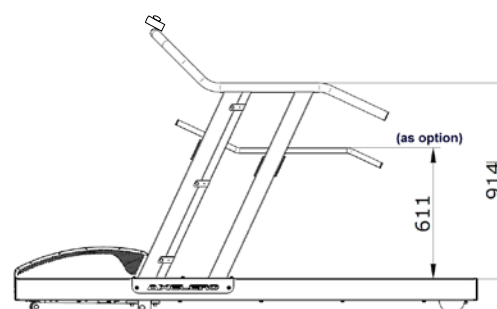
Features:

- System of gradual speed increase from 0,2 km/h to a preset value.
- Belt speed stabilization in the full drive load range.
- Smooth and quiet operation in the full belt speed range.
- Easily accessible safety switch which allows for switching the device and the drive off manually.
- Compatibility with popular protocols used by stress test systems (e.g. Trackmaster).
- Serial port RS232 or USB for external control.
- Handlebars (option) - for patients of short stature.



Technical data:

Belt speed range [km/h]:	0,2 to 25
Belt speed setting accuracy [km/h]:	0,1
Belt elevation angle range [%]:	0-25
Belt elevation angle adjustment accuracy [%]:	0,5
Length of the functional part of the belt [cm]:	140
Width of the functional part of the belt [cm]:	52
Width of the stationary rest area [cm]:	10
Patient's maximum permissible weight [kg]:	200
Power supply and consumption [V/Hz/A]:	230/50/15
Device weight [kg]:	200
Dimensions (L x W x H) [cm]:	217 x 73 x 125





MD



UNO/DUO Box dimensions: **80 x 60 x 136 cm** Weight: **+4 kg**

TRIO Box dimensions: **80 x 80 x 136 cm** Weight: **+12 kg**

Length: **74 cm**

Height: **117-176 cm**

Width: **48 kg**

Weight: **23/28/30 kg**

Irradiation lamp Solmed type UNO, DUO, TRIO is irradiation lamp intended for therapy, based on skin tissue warming by means of thermal energy of infrared radiation emitted by the source - one, two or three light bulbs. In addition, depending on the intended treatment effect, can be used a red, blue, orange or green color filter that changes the radiation pattern.

Lamp can be used e.g.:

- as preparing the patient's body before massage, manual therapy, iontophoresis, kinesitherapy, electrotherapy,
- at chronic inflammatory conditions and pain syndromes of the spine,
- conditions after injuries and degenerative changes in the joints,
- rheumatoid arthritis.

Features:

- IR light emission.
- 1 (Solmed UNO), 2 (Solmed DUO) or 3 (Solmed TRIO) infrared heaters.
- Easy tube position adjustment.
- Easy height adjustment via gas spring (concealed inside the stand).
- Each tube has 2 reflectors to minimise IR light loss, built-in fan, filter holder system.
- Security mesh protects the user from accidental burns or shatter debris.
- Irradiation power adjustment.
- Treatment time adjustment (every minute).
- Easy to use operating panel with keys for changing work parameters (time, light bulb power, bulb selection (DUO, TRIO), START/STOP).
- Base with 4 casters with brakes.
- Each program is a sequence of 1 to 6 stages with a given duration time and power level.
- 10 user programs (P0...P9)

Technical data:

Treatment time adjustment [min]:	1-30
Power supply [V/Hz]:	220-230 / 50/60
Maximum bulb power [W]:	375
Max. power consumption (UNO/DUO/TRIO) [W]:	395/770/1140
Fuses:	2 x T8AH/250 V
Power adjustment (10 levels) [%]:	10-100
Dimensions (L x W x H) (UNO/DUO) [cm]:	74 x 48 x 117-175/67 x 48 x 117-175
Dimensions (L x W x H) (TRIO) [cm]:	74 x 61 x 117-175
Weight [kg]:	23/28/30

Standard components:

- Unit with 1, 2 or 3 tubes.
- Bulbs (infrared heaters): 1,2 or 3.
- Red filter (1, 2 or 3) and blue filter (1, 2 or 3).
- Protective goggles for the operator and patient (2).

Additional accessories:

- Green filter.
- Orange filter.
- Filters holder.



MD



Box dimensions: **40 x 32 x 15 cm** Weight: **+1 kg**

Vacuum massage unit InVacMed is designed for vacuum massage and for attaching electrodes during electrotherapy treatments. The device allows to make combined electrotherapy and massage treatments in continuous mode with constant value of vacuum, and treatment in pulsed mode with a variable vacuum of the regulation up to 400 mbar. The device can be used in almost all diseases that can be treated by electrotherapy, facilitating the attachment of electrodes on the patient's body during the procedure. In particular: the reduction of muscle tension in the course of chronic pain in the neck or the treatment of venous and lymphatic stasis.

Features:

- 2 channels.
- Connections for pneumatic - electric cables with vacuum electrodes.
- Continuous or pulsed vacuum mode.
- Fast, practical fixing of electrodes in hard-to-reach places of the body.
- Perfect electrode adherence to the body.
- Cooperation with electrotherapy units.
- Possibility to apply currents through vacuum electrodes (with integrated metal electrodes).
- Connections for conventional electrodes for electrotherapy.
- Electronic control and protection against too high vacuum force.
- Indication of water tank filling.
- Power saving operation.
- Display located at an angle making it easier to operate the device.

Technical data:

Pulse frequency (pulsed mode) [pulses/min.]:	15-90
Vacuum [mbar]:	60-400
Number of electrodes:	4
Power supply [V/Hz]:	230/50-60
Current consumption [A]:	0,1
Dimensions [cm]:	33,5 x 13,5x 32,5
Weight [kg]:	3,4
Dehydrator reservoir capacity [ml]:	min. 80
Fuse [mAT/V]:	125/250
Optical alarm level "H ₂ O"	no more than 50 ml

Standard accessories:

- 4 vacuum electrodes (60 mm) with viscose inserts,
- full set of electrode cables,
- power supply cable.

Optional accessories:

- electrodes (30 and 90 mm)
- viscose inserts (30 and 90 mm)
- electrotherapy device connecting cable



Magnetronic MF-24

Low frequency magnetic field therapy and lasertherapy* device



Optional accessories:

Features:

- 5 simultaneous treatments
- The device features an innovative control system - each applicator has an independent treatment timer. As a result, Magnetronic MF-24 can perform 4 simultaneous independently initiated magnetotherapy treatments (2 treatments per channel) and 1 laser therapy treatment. In total Magnetronic MF-24 features 5 treatment timers.
- 2 independent magnetotherapy channels with separate adjustments.
- Each channel can connect 2 applicators.
- Independent laser therapy channel for treatments with a laser probe.

User-friendly:

- Ready to use preset treatment programs for popular treatments.
- User-defined programs can be stored by the therapist.
- Independent adjustment of all treatment settings.
- Large (5.7"), colour touch screen display.
- Equipped with touch screen and button controls.

Extra features:

- Wide magnetic field frequency range: 1Hz÷100Hz.
- MX1 and MX2 programmes with automatic modulation change.
- Lightweight control unit.
- Wide range of laser power adjustment 10mW÷1440mW (depending on the laser probe).
- Auto detection of connected applicator type.


Available laser probes (optional) - see p. 15

- single-diode S-1N, S-2N, S-2B, S-3N
- cluster SP-1B, SP-2B, SP-3

Technical data:

Magnetic field frequency range [Hz]:	1-100
Magnetic field intensity [mT]:	0-20
Pulse/break duration [s]:	0,5-8
Power supply [V/Hz/W]:	230/50/400
Weight of control unit [kg]:	6,2
Dimensions of control unit (H x W x L) [cm]:	14,2 x 36,4 x 33,5
Shapes of magnetic field modulation:	sine, rectangle, triangle – unipolar and bipolar
Magnetic field applicators (optional):	AS-200K, AS-315K, AS-600K, AS-200N, AS-315N, AS-600N, AP-100, APP-100, AP-1D, APP-2D
Mobile trolleys for applicators (optional):	S-200N, S-315N
L-6 couch for applicators (optional):	AS-600K, AS-600N

* using a laser is necessary to use protective eyewear.



Magnetronic MF-2, MF-12

Low frequency magnetic field therapy device



Magnetronic MF-2



Magnetronic MF-12

Features:

- 2 magnetotherapy channels.
- Possibility of performing two treatments at the same time.
- Colour touch screen display (4.3").
- User-friendly touch screen and button controls.
- Ready to use preset treatment programs for popular treatments.
- User-defined programs can be stored by the therapist.
- Individual adjustment of treatment settings.
- Fan control feature to minimize noise and power consumption.
- Treatment duration and number of performed treatments counter.
- Can be used as portable device.
- Magnetic field shapes: sine, rectangle and triangle, each of them unipolar or bipolar,
 - MX1 - consecutive shape change at constant frequency, or
 - MX2 - consecutive shape change at variable frequency

Technical data:

Magnetic field frequency range [Hz]:	1-150
Magnetic field intensity [mT]:	0-8 (depends on applicator used)
Pulse / break duration [s]:	0.5-8
Work mode:	continuous or interrupted
Treatment timer [min]:	1-99
Power supply:	~230V 10%, 50Hz, 70VA
Electrical protection class:	I, type B
Dimensions (L x W x H) [cm]:	33,5 x 27 x 12,5
Weight (of control unit) [kg]:	2,5

Accessories (optional):

- Flat applicators (AP-2, AP-1), flexible applicator APE-1, reel applicator AS-204.



Features:

- 2 independent treatments. The device features an innovative control system - each applicator has an independent treatment timer and can be independently initiated. As a result, Magnetronic MF-12 can perform 2 independent magnetotherapy treatments in different time, with the same treatment settings.
- Connections for two applicators

User-friendly:

- Ready to use preset treatment programs for popular treatments.
- User-defined programs can be stored by the therapist.
- Individual adjustment of all treatment settings.
- Colour touch screen display (4.3").
- Operation via touch screen and button controls.

Extra features:

- Wide magnetic field frequency range (1Hz÷100Hz).
- MX1 and MX2 programmes with automatic modulation change.
- Auto detection of connected applicator type.
- Lightweight.

Accessories (optional) – see p. 13:

- Various size reel applicators, flat applicators, patient couch for large applicator and unit trolleys.

Technical data:

Magnetic field frequency range [Hz]:	1-100
Magnetic field intensity [mT]:	0-20
Pulse/break duration [s]:	0,5-8
Power supply [V/Hz/W]:	230/50/200
Weight of control unit [kg]:	4,4
Dimensions of control unit (L x W x H) [cm]:	33,5 x 27 x 12,5
Shapes of magnetic field modulation:	sine, rectangle, triangle – unipolar and bipolar

Magnetic field modulations:

- Sine, rectangle and triangle, each of them unipolar and bipolar.
- MX1 - consecutive shape change at constant frequency.
- MX2 - consecutive shape change at variable frequency.





Features:

- Modern device for two-channel electrotherapy and laser therapy.
- Two simultaneous treatments option.
- Colour touchscreen display (4.3").
- User-friendly touchscreen and button controls.
- Ergonomic and lightweight probes.
- Ready to use preset treatment programs for popular treatments.
- Easy to store user-defined programs thanks to on-screen keyboard.
- Independent adjustment of treatment settings.
- Fan control feature to minimize noise and power consumption.
- Treatment duration and number of performed treatments counter.
- Can be used as portable device.

Multitronic MT-4 provides the following electrotherapy treatments:

- Interferential: static (classic), dynamic, isoplanar, dipole vector, 2-pole (premodulated) and interrupted.
- Diadynamic (Bernard's): DF, MF, RS, MM, CP, LP, CPiso, LPiso (with adjusted sequence).
- Stimulation of flaccid paresis (medium frequency pulsed current with triangle, rectangle, trapezium, or sine modulation – both unipolar and bipolar).
- Stimulation of spastic paresis (tonolysis) in two-channel mode.
- TENS: standard, asymmetric, alternating, including so called „irritating“ modulation.
- BURST TENS.
- HVS (High Voltage Stimulation).
- Kotz / Russian stimulation.
- Träbert modulation (UR) (2-5).
- Faradic, Neofaradic modulation.
- Various wave modulations with wide range of adjustment for electrical muscle stimulation.
- NMES (Neuromuscular Electrical Stimulation).
- FES (Functional Electrical Stimulation).
- IDC (Interrupted Direct Current).
- DC (Galvanization).
- Ionophoresis.
- Microcurrent.

Standard accessories:

- Set of electrodes, viscose pads, fixing bands, cables.

Optional accessories:

- Laser probes (S-1N, S-2N, S-3N, SP-1B, 9P-2B, SP-3).
- Laser protective eyewear.

* using a laser is necessary to use protective eyewear.

Electrotherapy:

- Wide range of 1- and 2-circuit electric currents.
- CC and CV workmodes and microcurrent.
- Waves of different types (electrogymnastics).
- Sequences of diadynamic currents.
- Acoustic signalling of a break in the treatment circuit.
- Electrode test.
- Semi-automatic electrodiagnostics (I/t curve, calculation of coefficients).
- Safe reaction to power supply break.

Laser therapy:

- Continuous and pulse mode.
- Repeat dose feature.
- Laser power sensor.

Single diode probes (option):

Type of probe	S-1N	S-2N	S-3N
Light wavelength	905 nm/IR	660 nm/R	808 nm/IR
Pulse power	50 W	40 mW	400 mW
Mean power	50 mW	40 mW	400 mW
Frequency	5-5000 Hz	5-9999 Hz	5-9999 Hz
Power adjustment range	(0,1-50) mW	(1-40) mW	(1-400) mW
Single pulse energy	10 µJ	-	-
Width of pulse	200 ns	-	-

Cluster probes (option):

Type of probe	SP-1B	SP-2B	SP-3
Light wavelength	660 nm	660 nm 808 nm	808 nm
Number of diodes	9/R	5/R 4/R	9/IR
Single diode power	80 mW	80 mW 160 mW	160 mW
Total continuous power	720 mW	1040 mW	1440 mW
Output power	(10-720) mW	(10-1040) mW	(10-1440) mW
Frequency	5-9999 Hz	5-9999 Hz	5-9999 Hz
Area of treatment	50 cm ²	50 cm ²	50 cm ²

Technical data:

Power supply:	~230V 10%, 50Hz, 70VA
Electrical protection class:	I, type BF
Dimensions [mm]:	335 x 270 x 125 mm
Weight (of control unit):	3.1 kg
Laser class:	3B
Laser treatment timer:	1 s -99 min

In offer also:

- Multitronic MT-3 Electrotherapy equipment,
- Multitronic MT-5 Electrotherapy and ultrasound therapy equipment,
- Multitronic MT-8 Electrotherapy, lasertherapy, ultrasound therapy and magnetic field therapy equipment.





MD

Device for training and supporting therapy of the pelvic floor muscles PelvicTutor is a non-invasive device designed for training of the pelvic floor muscles, without intimate contact, with feedback.

Based on pressure changes, the product allows to visualize the work of the pelvic floor muscles - using the pressure sensor built into the seat, it records the activity of the pelvic floor muscles during tightening, relaxing and the duration of contraction during the exercises.

Applications:


- Prophylaxis of pelvic floor muscle dysfunction.
- Supporting of the urinary and faecal incontinence treatment.
- Strengthening of the pelvic floor muscles.
- Education of the elderly in the field of pelvic floor muscle dysfunction.
- Training and education of people for whom vaginal and/or rectal PFM training is contraindicated or impossible.
- Stabilization training of the pelvic floor muscles.
- Training of the pelvic floor muscles of women after childbirth.
- Prophylaxis and support in the treatment of male erectile dysfunction.



Box dimensions: **120 x 80 x 132 cm** Weight: **+30 kg**

PelvicTutor not only provides information about the level of the pelvic floor muscles contraction, but also gives insight into training progress. The device is used for the general assessment of the efficiency of the superficial layer of the pelvic floor muscles, and for determining the training, that aims to isolate the work of the pelvic floor muscles from other muscle groups or to make the patient aware of the importance of the proper work of the pelvic floor muscles in the context of their health and well-being.

Advantages:



Versatility and security

All adults can use the device - regardless of age or gender. After consulting a specialist and after the wounds heal, the training can perform women after childbirth and persons after pelvic floor surgeries.



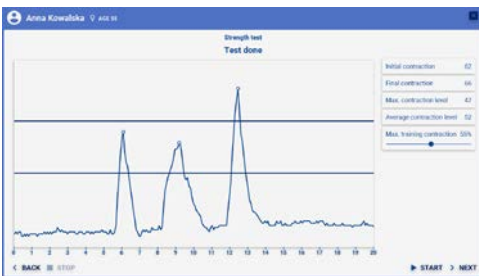
Comfort

The design facilitates to assume a correct position and ensures proper activation of the pelvic floor muscles, without compensating the surrounding muscles. PelvicTutor is an alternative for people who cannot break the barrier of shame or have other contraindications to the use of internal probes. Exercises are performed in a non-embarrassing way, fully clothed, without intimate contact.



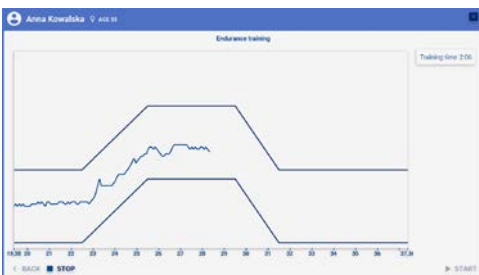
Position repetitiveness during training

The scale placed on each adjustable element allow to record the patient's position during exercise and repeat it during subsequent training, thanks to which we have the ability to compare the values achieved in individual training sessions and more accurately tracking of the patient's progress.



Strength test mode

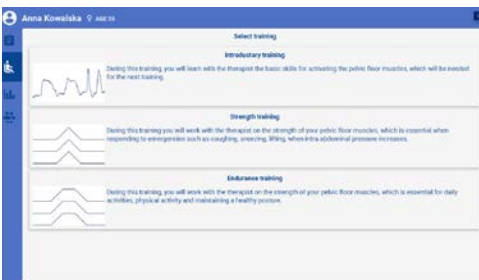
The strength test, performed before each training session, allows to obtain the maximum strength value, calculated from the three maximum contractions, which will be the basis for setting the correct training goal. With the Strength test, the physiotherapist individually evaluates the patient's capabilities so that the training can be adjusted directly to her/him. It is important that the patient follows the displayed commands correctly in order to be able to calculate the correct initial and end tensions that will determine the contraction parameters.



Ready programs for shaping the strength and endurance

Programs designed to shape the strength and the endurance allow the therapist to easily guide the patient training. Each program is preceded by a strength test and by the possibility of changing the width of the training path, which allows to adjust the session difficulty.

The patient's task is to control the tension of the pelvic floor muscles, so that the reading line is between the designated lines, as close to the center as possible.



Friendly interface

The results are presented in a clear and legible way. Graphical data presentation makes it easier to compare the values achieved in individual training sessions and track the patient's progress.

Technical data:

Length [cm]:	90
Width [cm]:	62
Height [cm]:	113
Seat diameter [cm]:	29,5
Seat height (min.) [cm]:	42
Seat height (max.) [cm]:	55
Leg support height [cm]:	25
Touch screen tilt adjustment range [°]:	0/+20
Protection class against electric shock:	II
Applied part:	B type
Max. safe load [kg]:	160
Weight [kg]:	42



Cryo Total

Device for whole body cryotherapy (WBC)



The **Cryo Total** is designed to deliver the easiest, safest, and most effective whole body cryotherapy treatments. WBC is a three minute treatment that exposes the entire body to extreme temperatures as low as -140°C in order to promote recovery, performance, wellness, beauty, and weight loss benefits (boost immune system, muscle recovery, pain reduction, stimulation of collagen production in the deeper layers of skin resulting in a smoother, firmer and more youthful look, natural loss of weight, deeper sleep, stress reduction).

Features:

- User-friendly, intuitive and streamlined interface displayed on a large 21" touch screen.
- Window enabling WBC or open PBC (partial) treatment.
- Air flow control.
- Temperature control.
- Oxygen sensor.
- Troubleshooting with Wi-Fi capability.
- Hygienic materials easy to clean.
- High quality speakers to play music and enable audio communication between operator and client.
- 100% breathable air environment.
- More space to move around inside and not feel claustrophobic.
- Safety: the client is never in direct contact with nitrogen vapors - nitrogen is used only as a cooling medium.



Technical data:

Coolant:	cryogenic liquid nitrogen (LIN)
Dimensions (HxWxD) [cm]:	230 x 197 x 125
Temperature in chamber [°C]:	-110 to -140
Liquid nitrogen consumption (depending on duration and temp. of the treatment) [l]:	10-15 per session
Power supply [V, Hz]:	230, 50 / 110, 60





The treatments are based on powerful freezing cold air temperature directed to demanding places on the body or skin. **Cryo Flow** device is intended to minimize pain during laser and dermatological treatments and for temporary topical anesthetic relief for injections. Performed treatments are also appropriate to reduce redness, swelling and thermal damages caused by laser treatment.

Features:

- Cold air cooling can cool the epidermis before, during and after the laser energy has been applied, without interfering with the laser beam emission.
- High power compressor made the system work for a long period of time continuously (the lowest temperature up to 2 hours treatment under 4th level of fan speed).
- Up to 6 degrees cooling fan speed for various treatment.
- Self defrosting system.
- Self water drainage system to make cleaning more safe and comfortable.
- 10" multi color touchscreen; intuitive user interface and easy control of the device functions and features.
- Movable – castors with brakes.
- Ambient room air filtered and cooled down to -30°C by a closed loop cooling circuit (efficient device with no consumable or additional costs).
- Safety: device equipped in automatic fuse to protect it and make the treatment procedures secured; the whole housing and the device thermally protected.



Technical data:

Coolant:	cold air
Dimensions (H x W x D) [cm]:	204 x 57 x 88
Temp. adjustment [°C]:	-4 to -30
Fan speed adjustment:	1-6
Defrosting time [s]:	15
Power [W]:	1500
Power supply [V, Hz, A]:	110, 50, 3/220, 50, 3
Net weight [kg]:	63
Treatment hose [m]:	2

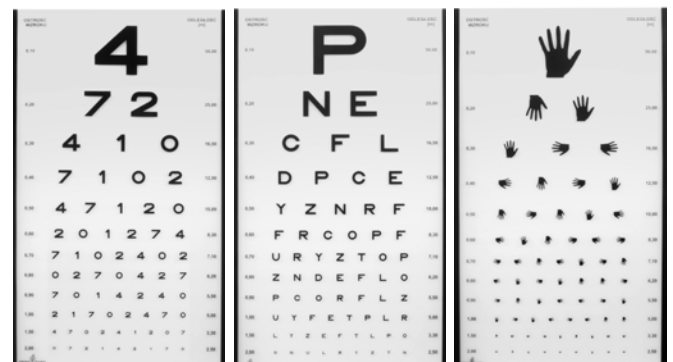


MD

Eye chart OKO - it is electronic, backlight eye chart with infrared remote control designed to be used for examining a patient's visual activity by means of the assessment using the Shellen Rule.

The user can:

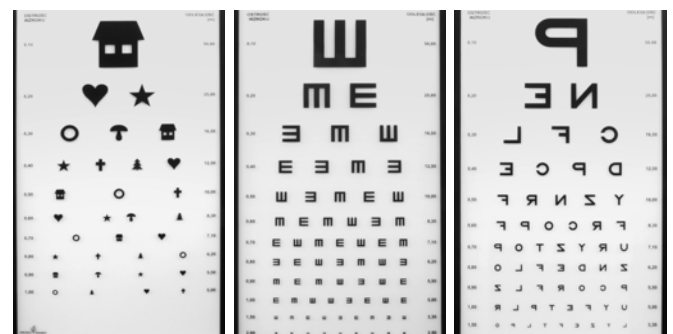
- Switch the chart on.
- Illuminate all symbols in the row.
- Illuminate only one symbol in the row.
- Change the operating mode (a whole row, a chosen symbol).
- Choose the pointer direction.
- Put it in the stand-by mode.



NUMBERS

LETTERS

PALMS



PICTURES

SNELLEN'S HOOKS

MIRROR LETTERS

Features:

- 6 button remote control.
- Several available optotypes (for small rooms (distance from chart <5 m) recommended mirror-optotype: letters and numbers).
- Screen backlight.
- Demonstration program - automatic change of the optotype illumination.
- Automatic shutdown of the light source (when idle for more than 5 min).

In the case of simultaneous use of several charts in one room, the change of optotype illumination occurs synchronously – all working charts perform commands from the remote control in the same way.

Eye chart OKO is:

- Easy to assemble.
- Comfortable to operate.
- Highly reliable.
- Nice looking appearance.
- Able to reduce the test time and allows for changing optotypes during an eye examination.

Technical data:

Operating:	infrared
Light source:	LEDs
Power supply [V/VA]:	230/6
Remote control power supply:	LR 06-AA, 1,5V, 2 pcs
Dimensions (H x W x D) [cm]:	56 x 39,5 x 6
Weight [kg]:	6
Cable length [m]:	2,5



Easy and fast optotype change

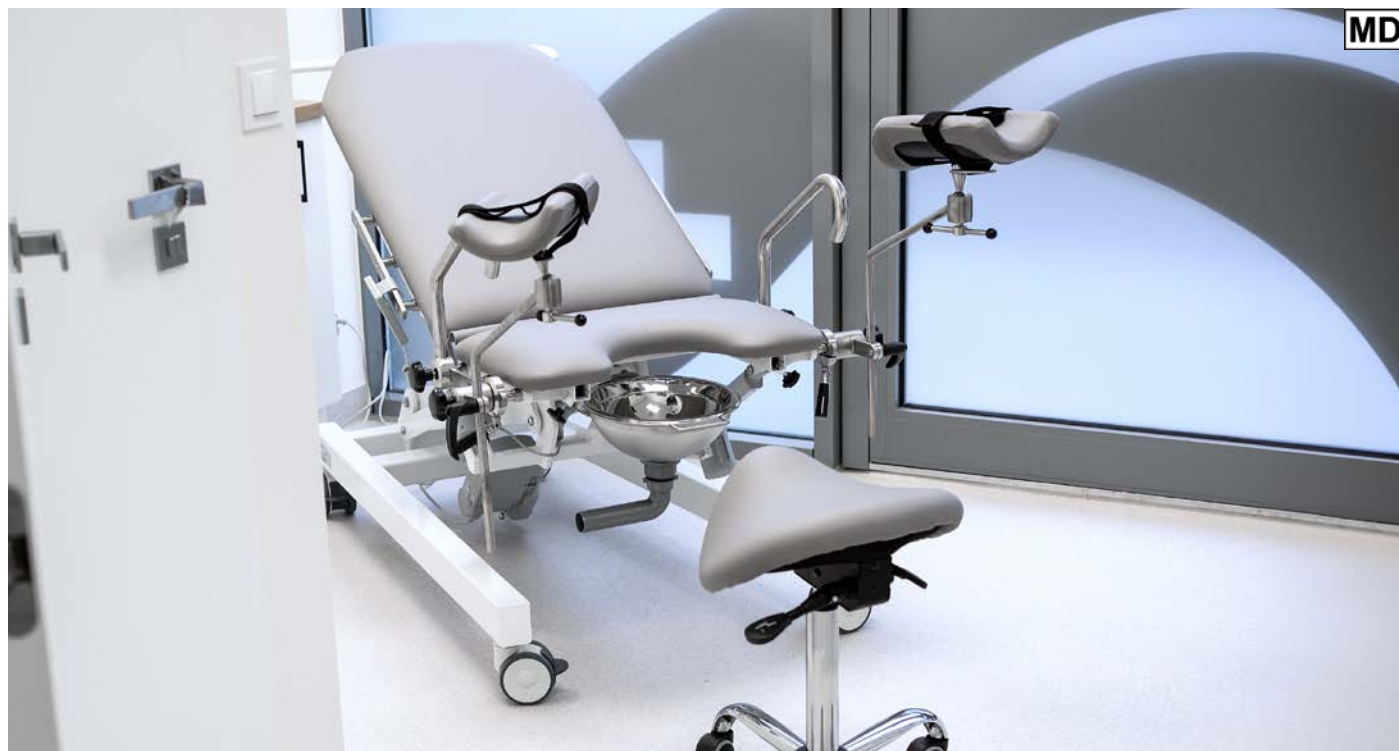
Remote control

Wenus

Treatment and examination chair for gynecological examination

Mars

Treatment and examination chair for urological examination



Box dimensions: **186 x 80 x 70 cm** Weight: **+40 kg**

The chair support patient in a comfortable position during the treatment and examination.

Main features:

- Versatile.
- Robust.
- Mobile, wheels with brakes.
- Smooth, precise adjustment.
- High-quality finish.
- Seat height, backrest inclination and seat tilt angle adjusted by electric actuators.
- Controlled via foot - or hand-operated controller.
- Paper holder.

Option:

- Face hole with cover (increasing comfort while patient is in prone lying position.)

Technical data:

Length (excl. operating table panel) [cm]:	182 (140)
Width (excl. clamps) [cm]:	90 (78)
Seat (W x D) [cm]:	60 x 38,5
Backrest (W x H) [cm]:	60 x 90
Seat height adjustment (sitting position) [cm]:	45-95
Max. allowable load [kg]:	220
Weight (exc. accessories) [kg]:	~95
Power supply [V, Hz, A]:	230, 50, 1
Back rest adjustment [°]:	-8 to +58
Seat support adjustment [°]:	0 to +40

Standard upholstery colours:

00 ecru	01 beige	02 blue	03 navy blue	04 terracotta
05 brown	06 grey	07 graphite	08 black	09 red
11 honey	12 sea green	13 orange	14 lime	15 light blue



Wenus

Treatment and examination chair for gynecological examination

Mars

Treatment and examination chair for urological examination

One chair, so many advantages! All depends on the accessories you choose.



MD



Option

Additional accessories (Wenus, Mars):



Leg rests with an URO clamp mount



Bowl without a drain



Hand-operated controller



Infusion hanger
(installation on right or left side)



Operating table panel
(turning the chair into a treatment table)



Armrest with an URO clamp mount for drip infusions
(installation on right or left side)



Foot-operated controller



Hand rests



Swivel leg rests



Bowl with a drain

Additional Mars accessories:





Box dimensions: **16,5 x 7,5 x 97 cm** Weight: **+ 0,5 kg**

RehaCross is a very easy to assemble and safe equipment for attaching different resistance tapes (available on the market).

Simple, lightweight construction with a (wall-mounted) guide rail and adjustable band lock which take up little space. Suitable for use in sport centers or in homes.

Flexible bands support a very diverse resistance trainings, which mobilize deep muscles highly efficiently and improve stability and balance control.

Dumbbells or weights can be replaced with bands of different resistance. Adjustable band holder allows for custom-made training for upper and lower limbs, trunk muscles and myofascial workout.

The device will definitely help increase the effectiveness of each training and will also serve healthy people who want to prevent joints and muscles injuries and pain.

Used in:

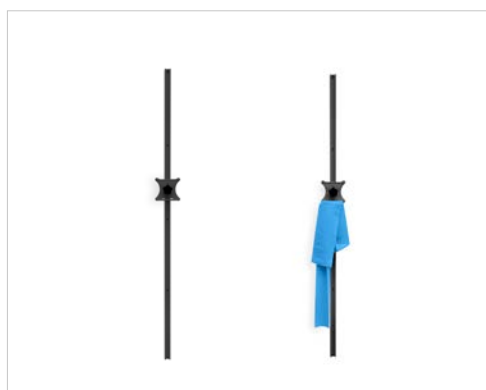
- Fitness clubs.
- Sports centers, gyms.
- Homes.
- Gymnastic classes.
- Rehabilitation centers.
- Swimming training.

Technical data:

Height [cm]:	190
Max. width [cm]:	16
Max. band load [kg]:	up to 50
Weight [kg]:	5

Features:

- Compact.
- Easy assembly.
- Convenient height adjustment.
- Fast band change.
- One device, many possibilities.



MD



Box dimensions: **80 x 30 x 60 cm** Weight: **+1,5 kg**

KTM (with resistance):

- The board for manual exercises with resistance is intended for performing self-assisted exercises, active exercises, exercises with resistance using pulley and weight systems.
- Equipped with a set of various accessories, it enables special application in the therapeutic improvement of orthopedic, rheumatological and neurological diseases of the hand.
- It enables dorsiflexion and palmar flexion of the hand, supination and pronation of the forearm, manual movements of the fingers.
- Foldable base.

Accessories:

- Circle with handle - for pronation and supination of the forearm.
- Handle - for dorsiflexion and palmar flexion in wrist joint.
- Flap - for dorsiflexion and palmar flexion in wrist joint.
- Vertical spiral - for rotation in wrist joint.
- Horizontal roller - for dorsiflexion and palmar flexion in wrist joint.

Technical data:

Table top dimensions (W x L) [cm]:	52 x 86
Height adjustment [cm]:	54-86
Mass [kg]:	10
Plummet mass (5 items) [kg]:	0,25/item

KTM BO (without resistance):

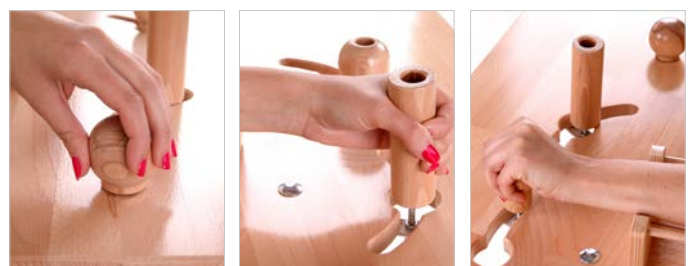

- The board for manual exercises without resistance is used for exercises aimed at improving manipulative skills and motor and visual-motor coordination of the hand.
- In dysfunctions after post-traumatic conditions, in neurological and rheumatoid diseases.
- It also help to increase the strength of the hand and forearm muscles.
- It's used in hospital conditions: in rehabilitation rooms, surgical and neurological wards as well as in rehabilitation clinics and health centers.
- The purpose of its use is to treat or alleviate the course of diseases and to mitigate the effects of injuries and impairments.
- Foldable base.

Accessories:

- Horizontal spiral.
- Vertical roller with the spring.
- Vertical ball with the spring.
- Pin.
- Knob.
- Basket for forearm.

Technical data:

Table top dimensions (W x L) [cm]:	72 x 52
Height adjustment [cm]:	54-86
Mass [kg]:	8,4



KC, type 1

Sling training and exercise cage

KC, type 1:



Box dimensions: **215 x 136 x 55 cm** Weight: **+50 kg**

Sling training and exercise cage KC, type 1 cage is designed for partially-unloaded exercises to improve condition and remove deficiency of joints and muscles. It is useful in physical rehabilitation of patients with rheumatoid state, in paresis or after injuries.

Made from steel painted with white powder epoxy. The cage is composed of 8 detachable panels (rectangular steel grids for attachment of various accessories during training).















Complete workstation consists of: KC type 1 cage, the table, set of accessories (ropes, slings, etc.).

Technical data:

Dimensions (H x W x D) [cm]:	200 x 200 x 200
Dimensions of 1 panel [cm]:	100 x 200 x 3
Total mass [kg]:	108



Accessories for cage:

Accessories specification		STANDARD F set	FULL F set
Name	Symbol	QUANTITY in set	QUANTITY in set
 Rope 160 cm	KC/01	8	14
 Rope 96 cm	KC/02	6	6
 Rope 245 cm	KC/03	1	1
 Rope 572 cm	KC/04	1	1
 Rope 375 cm	KC/05	3	3
 Rope 500 cm	KO/01	-	1
 Arm and thigh sling 145 x 540	KC/07	4	6
 Pelvic sling 230 x 750	KC/08	2	2
 Chest sling 230 x 700/100	KC/09	1	1
 Head sling 170 x 540	KC/10	1	1
 Feet sling 75x540	KC/11	4	4
 2 joint sling	KC/12	4	4
 Universal pelvic pulley belt	KC/13	1	1
 Boot	KC/14	1	2



Accessories

for cage

Accessories specification		STANDARD F set	FULL F set
Name	Symbol	QUANTITY in set	QUANTITY in set
 Soft plummet 0,5 kg	KC/17	2	2
 Soft plummet 1,0 kg	KC/18	2	2
 Soft plummet 1,5 kg	KC/19	2	2
 Soft plummet 2,0 kg	KC/20	2	2
 Soft plummet 2,5 kg	KC/21	2	2
 Soft plummet 3,0 kg	KC/22	1	1
 Soft plummet 4,0 kg	KC/23	-	1
 Hanger	KC/24	30	60
 Chest or lumbar belt 21 x 45, 3 strips 4 x 113 cm	SE/03	-	1
 Chest belt 11, 8 x 30, strip 4 x 108 cm	FC/01	-	1
 Arm or forearm belt 10 x 12, 2 strips 30 x 36,5 cm	FC/02	-	2
 Thigh belt 11,8 x 30, 2 strips 3 x 110 cm	FC/03	-	1
 Shank belt 10 x 12, strip 4 x 132 cm	UP/02	-	2
 Glisson loop	US/02	-	1



MD



MD



Box dimensions: **120 x 80 x 110 cm** Weight: **+44 kg**



Box dimensions: **80 x 60 x 75 cm** Weight: **+20 kg**

Avior crurotalar and knee joint rehabilitation device enables effective rehabilitation through self-assisted, active, resistance and functional exercises of the crurotalar joint. **Avior** provides also a knee rehabilitation option, achieved by self-assisted, active and resistance flexion and extension.

The option of self-assisted exercising allows the therapist to supervise more than just one patient at a time. While training, the patient defines his/her pain threshold and the device is set accordingly, ensuring they are the safety and comfort during exercising. **Avior** is a device that is simple to use and mobile due to the wheels installed on the main frame. An ergonomic, eye-catching design ensures the comfort of usage.

Exercises:

- Plantar flexion and dorsiflexion – self assisted, active and active-resistance,
- Pronation and supination – active, active-resistance and self assisted,
- Flexion and extension of the knee – self assisted, active and active-resistance.



Range of motion:

Dorsiflexion [°]:	40
Plantarflexion [°]:	47
Pronation and supination [°]:	34
Extension of the knee [°]:	40
Flexion of the knee [°]:	30

Technical data:

Weight [kg]:	25
Length [cm]:	89,2
Width [cm]:	39
Height [cm]:	91

Draco crurotalar joint rehabilitation device enables active, self-assisted and resistance exercises of the crurotalar joint. The option of self-assisted exercises enables the therapist to supervise more than just one patient at a time. While training, the patient defines his/hers pain threshold and the device is set accordingly, ensuring the safety and comfort of exercising. In the next stage of rehabilitation the patient trains in active and active-resistant mode to increase their strenght and agility.

Precise mapping of the anatomical axles of the crurotalar joint in the device enables the patient to return to or to achieve the complete agility. **Draco** is simple and intuitive to use and its ergonomic design ensures comfort during usage. It also offers desirable aesthetics.

Exercises:

- Plantar flexion and dorsiflexion – self assisted, active and active-resistance.
- Pronation and supination – self assisted, active and active-resistance.
- Multidimensional exercises – self assisted, active and active-resistance.



Range of motion:

Dorsiflexion [°]:	40
Plantarflexion [°]:	47
Pronation and supination [°]:	34

Technical data:

Weight [kg]:	16
Length [cm]:	68
Width [cm]:	40
Height [cm]:	94
Dimensions (L x W x H) - folded [cm]:	68 x 40 x 62



MD



Box dimensions (Pictor + table): **120 x 80 x 93 cm** Weight: **+38 kg**

Pictor wrist joints rehabilitation device allows the individual to achieve the complex rehabilitation of the wrist joint based on active and self-assisted exercises which are needed to rebuild the functions of the anatomical movements of the wrist.

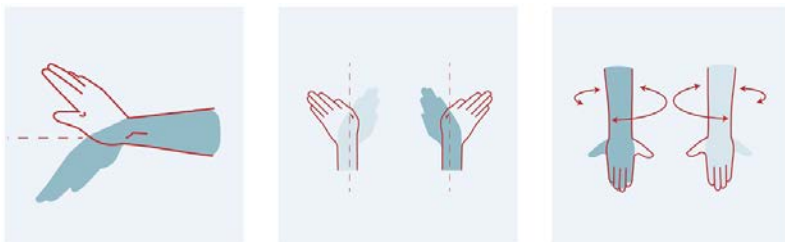
Pictor enables self-assisted, active and resistant exercises for the wrist area, and is supplemented with self-assisted rotational movements of the forearm. While training, patient defines the pain threshold and the device is set accordingly, ensuring safety and comfort during exercising.

Technical data:

	Pictor	Table
Weight [kg]:	17	6
Length [cm]:	36	94,5
Width [cm]:	62	45
Height [cm]:	24	72

Exercises:

- Wrists flexion and extension – self assisted, active and active-resistance,
- Wrists adduction and abduction in sagittal plane – self assisted, active and active-resistance,
- Forearm pronation and supination – self assisted, active and active-resistance.



Features:

- Self-assisted, active and active-resistance rehabilitation.
- Mapping the anatomical axes of the wrist joint.
- Effectiveness and comfort of rehabilitation.
- Adaptive to different stages of the injury.

Features of the table:

- Possibility of Pictor assembly.
- Mobility.

Range of motion:

Wrist flexion and extension [°]:	90
Adduction of the wrist joint [°]:	72
Abduction of the wrist joint [°]:	90
Forearm pronation and supination [°]:	90





Box dimensions: **50,5 x 47,5 x 32,5 cm** Weight: **+2,8 kg**

Adjustment by means of rear screw

Special care should be taken when using the stool with the rear screw loosened. The manufacturer cannot be held responsible for the rapid lowering of the rear part of the seat when the upper body is tilted backwards, which can lead to a loss of balance and a fall from the stool. Tighten the rear screw as far as it will go to eliminate the risk of falling backwards.

Loosen the rear screw to the desired position to allow the seat to tilt backwards. When sitting for long periods, the back and forth movement of the seat provides an opportunity to exercise the spine. Please note that prolonged sitting with the back in a hunched position can be harmful to the spine.

Seat adjustment by foot position

Adjust the seat position by moving one or both feet forwards and backwards to find the optimum seat angle. Moving your feet forward puts more pressure on the front of the seat, which raises your spine and relaxes the muscles in your back. If you extend your foot too far, you may experience back discomfort.

Seat adjustment by chest position

Raise or lower your chest to find the optimum seat angle. Raising the chest brings the spine into a more upright position, while lowering the chest brings the spine into a more hunched position.

Technical data:

	large spring	small spring
Base width [mm]:	500	500
Total height [mm]:	min. 475 - max. 605	min. 432 - max. 534
Seat length [mm]:	360	360
Seat width [mm]:	450	450
Seat thickness [mm]:	55	55
Seat inclination angle (up/down) [°]:	0-18	0-18
Seat recess length [mm]:	178	178
Seat recess width [mm]:	174	174
Height adjustment range [mm]:	130	130
Diameter of foot with pin [mm]:	50	50
Maximum safe load of the stool [kg]:	≤ 135	≤ 135
Product weight [kg]:	10,5	10,5
Weight of the product in the cardboard box [kg]:	13,3	13,3



Supports correct posture

The stool's ability to rotate horizontally the body in space (360°) makes it easy to adapt to different working positions. Regular use helps to maintain correct posture, which can ultimately help to reduce the discomfort associated with sitting for long periods of time.

Adjustable seat height

The seat height adjustment allows precise positioning to achieve a 90-degree knee flexion angle. This is one of the elements that helps to maintain correct posture by reducing the load on the spine and the risk of hunching.

Comfort and ergonomics at the same time

Using a seat that tilts back and forth allows you to adjust the angle to match the natural curves of the spine, helping to maintain correct posture.

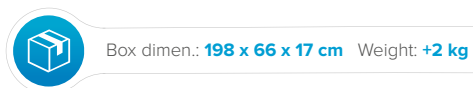


A movable seat that adjusts to the user's movements



Screws for adjusting the angle of the stool forwards (1) and backwards (2)





LZM type 3:

LZM couches are designed to be used in therapeutic procedures to heal or provide relief in injuries or other impairments by means of natural physical factors. The couch is also used in doctor's surgeries. It allows the patients to assume a comfortable horizontal position thanks to its adjustable head rest.

Features:

- Adjustable head rest 10 steps (from 0° to 50°).
- Padding with upholstery in many colours.
- Powder coated, very stable steel frame.
- Paper towel hanger (option).

Technical data:

Number of sections:	2
Head rest section angle adjustment [°]:	0/+50
Dimensions (L x W) [cm]:	193 x 61
Hight [cm]	65
Maxium paper width [cm]:	60
Weight [kg]:	16
Max. safe load [kg]:	150

Accessories:



Paper roll hanger



Stool for therapist Flex (saddle stool): lightweight and comfortable stool for physicians and therapists with chrome-plated base and column.

Features:

- Upholstery in many colours.
- Height adjustment.
- Tilting seat (front/back).
- Chrome-plated base.
- Rubberised castors.

Technical data:

Height [cm]:	54-74
Tilting adjustment [°]:	15
Max. load [kg]:	150
Weight [kg]:	7,5
Base ø [cm]:	60
Seat dimension [cm]:	43x34

Option:

- version with self breaking castors.



Stool for therapist Standard (round stool): lightweight and comfortable stool for physicians and therapists.

Features:

- Upholstery in many colours.
- Height adjustment.
- Chrome-plated base.
- Rubberised castors.

Technical data:

Height [cm]:	52-72
Max. load [kg]:	150
Weight [kg]:	6,5
Base ø [cm]:	60
Seat dimension ø [cm]:	36

Option:

- version with self breaking castors.

Excellent solution for electro- and physical therapy rooms. The construction of the trolley is designed specifically to accommodate the various types of medical equipments and allows easy access to them by appropriate arrangement of shelves in the space of the trolley.

The wheels ensure the mobility of the trolley and effortless maneuverability, and the brakes ensure stability and safety during treatments.

Medical equipment trolley Qubiq

Features:

- Compact shape.
- Stable.
- Made of aluminium, powder coated.
- 1 top shelf.
- 1 practical container for accessories.
- 2 drawers.
- Noiseless 4 transport wheels with brake.

Technical data:

Dimensions (LxWxH) [cm]:	46 x 35 x 76
Max. load (max. safe trolley load with accessories) [kg]:	30
Drawer max. load [kg]:	5
Weight [kg]:	16,5



Medical equipment trolley Medcart

Features:

- Compact shape.
- Stable.
- Made of aluminium, powder coated.
- 2 shelves.
- Noiseless 4 transport wheels with brake.

Technical data:

Dimensions (LxWxH) [cm]:	39 x 35 x 76
Max. load (max. safe trolley load with accessories) [kg]:	15
Drawer max. load [kg]:	6
Weight [kg]:	7

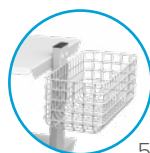


Trolley for medical devices Trolmed type SPA-2

Features:

- Compact shape.
- Powder coated steel.
- 2 shelves.
- 4 transport wheels; with brake.
- Removable 22l basket (optional accessory).
- Removable 5l basket (optional accessory).

Optional accessory:



5l



22l

Technical data:

Dimensions (WxDxH) [cm]:	54 x 43 x 89,5
Max. load (per shelf) [kg]:	25
Max. load (per basket / per small basket) [kg]:	5 / 2
Weight [kg]:	14

