



A VOTRE SERVICE DEPUIS 1995



operating table | catalogue of products

ET800

■ Patient-centered and user-friendly as the development basic principles for us, has made us become one of the leading manufacturers in China. Close cooperation with the hospital and years of experience have resulted in our tries and improvements of our tables.



Engineered for increasingly complex surgical scenes, ET800 comes with extreme loads in any position. The modular structure enables it to be adapted to match the size of the patient and in no time at all it can be equipped for any surgical discipline. A longitudinal shift of up to 310mm makes the ME800 even more versatile.

FEATURES

1. Longitudinal slide up to 310mm for free access to C-arm without repositioning the patient.
2. Extreme weight load capacity of 350kg with highest safety and stability.
3. Modular design tabletop tailored for various surgical discipline needs.
4. The Easy click new mounting point enables the table adapted to wide variety of surgery and patients' height.
5. Memory pad with antistatic, waterproof design.
6. Standard override panel control makes the control safer.
7. Maximum and minimum heights of the ET800, for comfortable working, both seated and standing.



Extreme High Extreme Low Position

- Maximum and minimum heights of the ET800, not only suitable for kinds of surgery also for doctors' comfortable working, both seated and standing.



Double Control System

■ The table is controlled by a corded hand remote, in the event of emergency it can also be operated by the override control panel.

All of the essential operating table functions can be controlled by the hand remote and the override panel (e.g. Flex, Reflex, 0-position or foot locking). The elevation of the kidney bridge is controlled by manual handle.

Modular Design



The modular structure of the table top is tailored for various surgical discipline needs, which also can low down the cost of the hospital.



Easy Click Connection Design

■ The easy click connection design offers a convenient, safe, intuitive modular mounting solution. Different surgery have different requirement of table. The easy click connection make the table easy to adapt to the surgeries.



General surgery



Lateral lying Position For Chest
Kidney, Cholecyst Surgery



E.N.T.Operation Position

Flexible Patient Position

ET800 is a multi-functional operating table that meets various requirements, such as chest, kidney, cholecyst surgery. Endoscopic surgery, gynecologic surgery, ENT surgery, etc



Optional Position Mattress Leg Support, Waste Basin

Model	Site	Length	Width	Tabletop lowest height	Elevation range
ET800		≥2100mm	550mm	≤550mm	≥500mm

Ps1:without side rial.

Ps2:lowest height without mattress and x-ray board.



Chest And Abdomen Operation Position



Optional Lateral Arm Support



Anorectum Operation Position

PARAMETER

ET800 Electro-hydraulic operating table

Movements		Model:ET800
Tabletop trendelenburg	Reverse Trendelenburg	≥35°
	Trendelenburg	≥35°
Lateral Tilt (Left And Right)		≥25°
Head plate	Up	≥50°
	Down	≥60°
	Flexible	≥50°
Back plate	Up	≥80°
	Down	≥40°
Leg plate	Electric Up	≥80°
	Electric Down	≥90°
	Manual Down	≥90°
	Manual Outward	≥90°
Kidney Bridge Elevation		120mm
Horizontal Sliding		310mm
Flex		≥220°
Reflex		≤100°



ET700 Electro-Hydraulic Operating Table




With reference to the advantages of congener products from home and abroad, can meet the demands of different position on operation. 24V battery that meets the operating demands for one week, better ensure the table work under safe voltage.

Electromotion facilitates the various adjustment of position, intellectualized reposition enables the table a quick return to horizontal position. Automatically lockable remote control in case of wrong operation.

Large-scale elevation makes it easier for C-arm fluoroscope examination. With built-in kidney bridge, suits for kidney operation. Optional traction for orthopedics, head rest for Aural surgery, extend functions of the table.

The cover all adopted premium 304 stainless steel. the main body used cast aluminum, anti-rust and corrosion the table top adopted phenol aldehyde photograph board which is suitable for X-ray.

Key parts such as electrical pump and electromagnetic valve, adopted imported products from Taiwan.



Model	Site	Length	Width	Tabletop lowest height	Elevation range
ET700		≥1960mm	500mm	≥690mm	410mm



PARAMETER ET700 Electro-hydraulic operating table

Movements		Model:ET700
Tabletop Reverse Trendelenburg		≥ 30°
Tabletop Trendelenburg		≥ 30°
Tabletop Lateral Tilt (Left And Right)		≥ 20°
Head plate	Up	≥ 60°
	Down	≥ 90°
Back plate	Up	≥ 90°
	Down	≥ 40°
Leg plate	Up	≥ 15°
	Down	≥ 90°
	Outward	≥ 90°
Horizontal Sliding		≥ 350mm
Kidney Bridge Up		100mm



Electro-Hydraulic Operating Table

ET700S

Developments made in the conjunction with doctors: this is one of the basic principles which has made MICARE the world market leader for operating tables. Close cooperation and years of experience have resulted in tried and tested products which facilitate the work in the operating room and help to increase the safety and comfort of the patient.

Best example: this table can maintain stability in any position even with extreme loads. The modular structure enables it to be adapted to match the size of the patient and in no time at all it can be equipped for any surgical discipline. A longitudinal shift of up 350mm makes the operating table even more versatile.

DETAILS

1. Maximum 350mm motorised longitudinal shift for flexible use of the C-arm.

2. "EASY CLICK" for simple and quick module changes.

3. Leg plate: Imported gas spring for easy controls.

4. One button reposition function, designed and made specially for X-ray and C-arm use.

5. Double control system.

6. Built-in kidney bridge.

7. Two Joint head plate.



Product Description

Engineered for increasingly complex surgical scenes, ET700S comes with intelligent automatic control system satisfying various demands of general surgeries. Extra wide tabletop, extreme loading system long horizontal sliding that can be suitable for both X-ray and C-arm. ET700S is an ideal electro-hydraulic operating table.



1. Longitudinal slide up to 350mm for free access to C arm.
2. Extreme weight load capacity of 300kgs with highest safety and stability.
3. Memory pad with antistatic, waterproof design.
4. Standard override panel control makes the control safer.
5. "EASY CLICK" leg plate control by electro-hydraulic and manual.
6. Battery power for 50-80 operations.

Model	Site	Length	Width	Tabletop lowest height	Elevation range
ME700S		≥2170mm	550mm	≤690mm	≥410mm

PARAMETER ET700S Electro-hydraulic operating table

Movements		Model:ET700S
Tabletop trendelenburg	Reverse Trendelenburg	≥30°
	Trendelenburg	≥30°
Lateral Tilt (Left And Right)		≥20°
Head plate	Up	≥45°
	Down	≥90°
Back plate	Up	≥85°
	Down	≥40°
Leg plate	Up	≥15°
	Down	≥90°
	Outward	≥90°
Kidney Bridge Elevation		110mm
Horizontal Sliding		≥350mm



Electro-Hydraulic Operating Table

ET700A

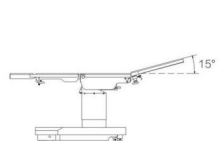


ET700A is a multi-functional operating table that meets various requirements of operations.

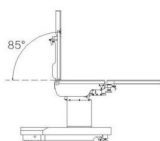
340mm horizontal sliding suitable for X-ray and C-arm.

“T-shape” base design makes enough free space for the doctors.

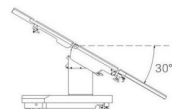
High automation, low noise ,high reliability.



Leg Plate Up 15°



Back Plate Up 85°

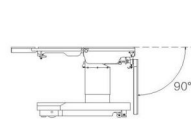


Anti-Trende Lenburg 30°

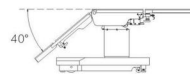


Lateral Tilt Left 20°

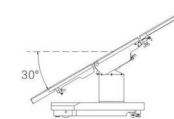
Model	Site	Length	Width	Tabletop lowest height	Elevation range
ET700A		≥1960mm	500mm	≤690mm	400mm



Leg Plate Down 90°



Back Plate Down 40°



Trende Lenburg 30°



Lateral Tilt Righ 20°

PARAMETER ET700A Electro-hydraulic operating table

Movements		Model:ET700A
Tabletop trendelenburg	Reverse Trendelenburg	≥30°
	Trendelenburg	≥30°
Lateral Tilt (Left And Right)		≥20°
Head plate	Up	≥60°
	Down	≥85°
Back plate	Up	≥85°
	Down	≥40°
Leg plate	Up	≥15°
	Down	≥90°
	Outward	≥90°
Horizontal Sliding		≥340mm
Kidney Bridge Up		100mm



ET100 Electro-Hydraulic Operating Table

As an advanced automatic operating table, it can meet various requirements of operations. Tabletop is X-ray available. Extremely low tabletop, especially suitable for cerebral surgery. Engineered for increasingly complex surgical scenes, ET100 comes with intelligent automatic control system satisfying various demands of general surgeries. Detachable head plate ensure the table can be used with the head stock.



- 510mm minimum and 810mm maximum heights for comfortable working, both seated and standing.
- Memory pad with antistatic, waterproof design.
- Optional battery power for 50-80 operations.



Model	Site	Length	Width	Tabletop lowest height	Elevation range
ET100		≥2080mm	550mm	≤510mm	300mm

PARAMETER ET100 Electro-hydraulic operating table

Movements		Model:ET100
Tabletop trendelenburg	Reverse Trendelenburg	≥25°
	Trendelenburg	≥25°
Lateral Tiit (Left And Right)		≥20°
Head plate	Up	≥40°
	Down	≥90°
Back plate	Up	≥80°
	Down	≥20°
Leg plate	Up	≥15°
	Down	≥90°
	Outward	≥90°
Kidney Bridge Elevation		≥100mm



ET500T Electric Operating Table



ET500T can withstand even extreme loads in any position. The structure enables it to be adapted to match the size of the patient and in no time at all it can be equipped for any surgical discipline. A longitudinal shift of up 345mm makes the operating table even more versatile.

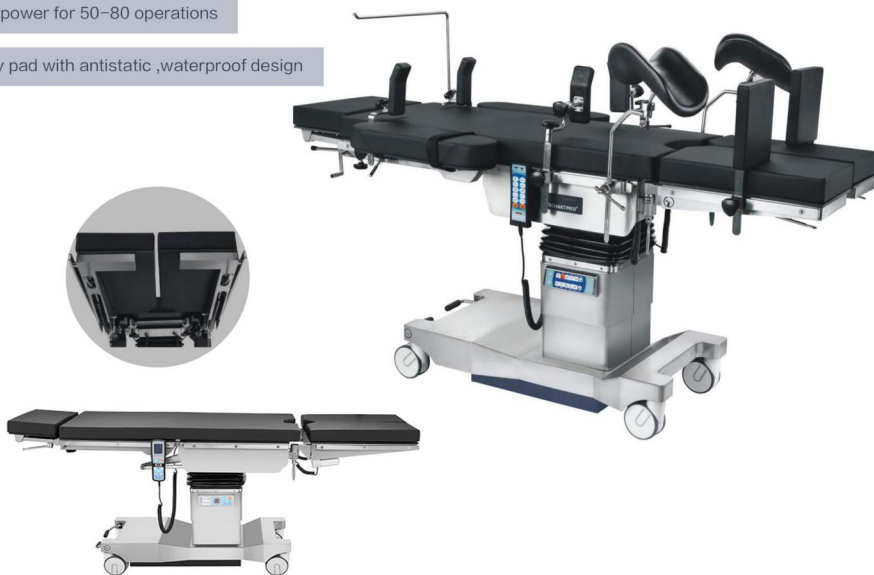
- Longitudinal slide up to 345mm for free access to C arm

- Extreme weight load capacity of 250kgs with highest safety and stability

- Standard override panel control makes the control safer

- Battery power for 50–80 operations

- Memory pad with antistatic ,waterproof design



Product Description

Engineered for increasingly complex surgical scenes, ET500T comes with intelligent automatic control system satisfying various demands of general surgeries. Extra wide tabletop, extreme loading system, long horizontal sliding that can be suitable for both X-ray and C-arm. ET500T is an ideal electric operating table.

Model	Site	Length	Width	Tabletop lowest height	Elevation range
ET500T		≥2100mm	550mm	≤700mm	300mm



PARAMETER ET500T Electro-hydraulic operating table

Movements		Model:ET500T
Tabletop trendelenburg	Reverse Trendelenburg	≥25°
	Trendelenburg	≥25°
Lateral Tilt (Left And Right)		≥15°
Head plate	Up	≥60°
	Down	≥90°
	Flexible	≥40°
Back plate	Up	≥80°
	Down	≥20°
Leg plate	Up	≥15°
	Down	≥90°
	Outward	≥90°
Kidney Bridge Up		110mm
Horizontal Sliding		≥345mm

ET400A-1 Electric Examination Table

ET400A-1 is suitable for all kinds of examinations including gynecological examination, beautiful appearance, practical function and easy to operate. Equipped with wired hand remote ,electric motor control tabletop elevation, gas spring control back plate.Manual control seat plate up and down. Also equipped with recessed auxiliary plate, retractable foot pedal and waste basin.The color of the mattress is optional. Foot switch and LED examination lamp are all optional.



DESCRIPTION



- Electric motor control table top elevation.
- Integrated Waterproof mattress, adopt foaming technology, soft and comfortable.
- Back plate is gas spring control, strongly support ,easy to operate.
- Seat plate,auxiliary plate(waste basin in side), foot pedal all can manually control.
- Equipped with drawer, convenient for store.
- Equipped with hand remote, easy to operate table top elevation.
- Foot switch and examination light are optional.
- Mattress color are optional:blue, grey and black.

Model	Site	Length	Width	Tabletop lowest height	Elevation range
ET400A-1		1400mm	720mm	460mm	850mm

PARAMETER ET400A-1 Electric Examination Table

Movements		Model:ET400-1
Back Plate	Up	70°
Seat Plate	Up	7°
Auxiliary Plate Sliding Range		410mm
Foot Pedal Adjustment Angle Range		15° ~ 45°
Foot Pedal Outward Range		115°
Foot Pedal Sliding Range		350mm

OPTIONAL COLOR

Blue Gray Black

STANDARD ACCESSORIES



Roll Stand	Waste Bssin
1 piece	1 piece

ET200T Ophthalmological Operating Table + Electric Doctor Chair

The table is designed and made specially according to ophthalmologists' advices and can apply to various operations for ophthalmology.

Tabletop lift adopts electric motorized type, easy to operate. All cover made of 304 stainless steel.easy to clean.

Nice appearance and stable performance can be regarded as an ideal ophthalmological operating table

Equipped with electric chair, makes the doctor more comfortable and convenient in operation.



Model	Site	Length	Width	Tabletop lowest height	Elevation range
ET200T		≥2080mm	550mm	≤500mm	≥200mm

Production details

Ophthalmological operating table

- Foot switch: several groups of different functions is convenient for operation by doctor.
- Back plate and leg plate: adopted the foot switch that enables flexible and smooth adjustments.
- Head plate: is easy to control by mechanical gear.



PARAMETER ET200T Ophthalmological Operating Table

Movements		Model:ET200T
Head Plate	Up	≥45°
	Down	≥90°
Back Plate	Up	≥45°
	Down	≥20°

Electric chair

- Adjustable armrest support with rotation 180°
- Adjustable backrest in height.
- Chair elevation(up/down): two buttons on the chair base, the doctor can be adjusted by foot.



ELECTRIC CHAIR

Model	Site	Chair top diameter	Minimum height	Elevation range
Electric Chair		420mm	460mm(chair top)	140mm

OPTIONAL COLOR



ET200T-1 Ophthalmological Operating Table



- ◆ This operating table is designed and made especially according to ophthalmologists' advices and can apply to various operations for ophthalmology.
- ◆ Table elevation, back plate up and down, head plate elevation, tabletop horizontal sliding and lateral sliding adopts electric motor, easy operate.
- ◆ Hand remote and foot switch control more convenient for doctor use the table.
- ◆ Big castor design, easy to move.
- ◆ All cover made of 304 stainless steel, easy clean and nice appearance.
- ◆ Optional equipped with electric chair, makes the doctor more comfortable and convenient in operation.

Model	Site	Length	Width	Tabletop lowest height	Elevation range
ET200T-1		≥2080mm	550mm	≤540mm	≥740mm

PARAMETER ET200T-1 Ophthalmological Operating Table

Movements	Model:ET200T-1	
Head Plate Elevation Range	50mm	
Back Plate	Up	≥60°
	Down	≥10°
Leg Plate	Down	≥60°
Table Top Lateral Sliding	100mm	
Table Top Horizontal Sliding	300mm	
Doctor Arm Support Elevation Range	240mm	



DESCRIPTION



- Electric control head plate elevation, back plate up and down, tabletop lateral sliding, tabletop horizontal sliding and tabletop elevation. Leg plate is gas spring control.
- Equipped with hand remote and foot switch, easy to operate.
- Big castor and foot pedal brake design, low noise and move flexibly.
- Back up battery ensure the table work under safe voltage.
- Head plate equipped with doctor arm support, convenient for doctor doing surgery.
- Can optional equipped with doctor chair, makes the doctor more comfortable and convenient in operation.



STANDARD ACCESSORIES

Infusion Rod	Arm Board	Instrument Tray	Foot Switch
1 piece	1 pair	1 set	1 piece
Hand Remote	Fixing Camp	Mattress	
1 piece	2 pieces	1 piece	

ELECTRIC CHAIR



ELECTRIC CHAIR

Model	Site	Chair top diameter	Minimum height	Elevation range
Electric Chair		420mm	460mm(chair top)	140mm

OPTIONAL COLOR

Blue Gray Black Yellow

ET400B

Electric Gynecology And Obstetrics Table

ET400B is a higher cost performance electric table that can be used for obstetrics birthing, gynecological operation and examination. The tabletop elevation, seat plate, back plate all controlled by both micro touch hand remote control and foot switch. High quality electric motors enable flexible, smooth movements, low noise, high reliability. All base and column cover is made of 304 medical grade stainless steel. Seamless mattress can be colorfully customized, easy to clean and sterilize.



Model	Site	Length	Width	Tabletop lowest height	Elevation range
ET400B		≥1880mm	600mm	≤680mm	260mm

PARAMETER Electro-hydraulic Gynecology And Obstetrics Table --ME400B

Movements		Model:ET400B
Seat plate	Up	≥20°
	Down	≥9°
Back plate	Up	≥45°
	Down	≥10°
Leg plate (outward)		≥90°



ET400A

Electric Gynecology Examination Table

Endearing appearance, various colors of mattress available, optional pedal switch electrically and easily operate. It has overcome the slowness matter of similar products.



Model	Site	Length	Width
ET400A		≥1800mm	540mm
		Tabletop lowest height	Elevation range
		≤680mm	≥270mm

PARAMETER


ET400A--Electric Gynecology Examination Table

Movements		Model:ET400A
Tabletop trendelenburg	Reverse Trendelenburg	≥17°
	Trendelenburg	≥14°
Back plate	Up	≥60°
	Down	≥10°

ET300C Electric Operating Table



ET300C can meet various requirements from all departments surgery Extra wide tabletop, long horizontal sliding that can be suitable for both X-ray and C-arm use. Adopted micro touch remote control that enables flexible and smooth adjustments on head plate, back plate and seat plate. With built-in kidney bridge. High automation, low noise, high reliability. Key parts adopted imported ones, can be regarded as an ideal electric operating table.



Model	Site	Length	Width	Tabletop lowest height	Elevation range
ET300C		≥2070mm	550mm	≤700mm	300mm

PARAMETER ET300C Electric operating table

Movements		Model:ET300C
Tabletop Reverse Trendelenburg		≥ 25°
Tabletop Trendelenburg		≥ 25°
Tabletop Lateral Tilt (Left And Right)		≥ 15°
Head plate	Up	≥ 45°
	Down	≥ 90°
Back plate	Up	≥ 75°
	Down	≥ 20°
Leg plate	Up	≥ 15°
	Down	≥ 90°
	Outward	≥ 90°
Kidney Bridge Up		≥ 120mm
Horizontal Sliding		≥ 300mm

MT700 Manual Hydraulic Operating Tables



This operating table all adopts mechanical control. Manual hydraulic control tabletop elevation, gas spring control back plate and leg plate. Double section back plate design can perfectly replace the function of kidney bridge. Reverse trendelenburg and trendelenburg, lateral tilt are all side handle control. A longitudinal shift of up 320mm makes the operating table even more versatile.

All cover made of 304 stainless steel, easy clean and nice appearance.



Model	Site	Length	Width	Tabletop lowest height	Tabletop Maximum Height
MT700		2050mm	520mm	690mm	970mm

STANDARD ACCESSORIES

Aneasthetic Screen	Shoulder Support	Arm Board	Body Support
1 piece	2 pieces	2 pieces	2 pieces
Leg Support	Foot Plate	Kidney Bridge Handle	Movement Handle
2 pieces	2 pieces	1 piece	1 piece
Mattress	Long Fixing Clamp	Fixing Clamp	
1 set	2 pieces	7 pieces	

DESCRIPTION



- Table top can horizontal sliding, Precise scale display, Direct Manipulation.
- Table top plate use high transmittance materials,can use for C-arm. Optional X-ray board can use for X-ray.
- Two joint gas spring control head plate is quick-detachable.
- Gas spring control back plate and leg plate , leg plate can easily detachable.
- Two section back plate design can replace the kidney bridge function.
- T shape base provide the doctor enough space for standing, Foot pedal brake, easy to operate.
- Manual hydraulic elevation system,easy to control tabletop elevation.



PARAMETER MT700--Manual Hydraulic Operating Tables

Movements		Model:MT700
Rev-trendelenburg/trendelenburg		32°
Lateral tilt		22°
Head plate	Up	50°
	Down	60°
	Flexible	50°
Back plate	Up	85°
	Down	28°
	Flexible	28°
Leg plate	Up	20°
	Down	90°
	Flexible	90°
Horizontal Sliding Range		320mm
Kidney Bridge Elevation Range		130mm

MT600 Manual Hydraulic Operating Tables

MT600 is widely used in multiple surgery disciplines. Table design adopted Europeanism precise appearance. Matte surface premium 304 stainless steel are anti-corrosion and anti-rust. Central controlled large castors enables free wheeling without noise. Individual leg plates and back plate are controlled by gas spring for convenient operation. Key parts are imported from Germany.



Model	Site	Length	Width	Tabletop lowest height	Elevation range
MT600		≥2000mm	500mm	≤670mm	300mm

PARAMETER Manual Hydraulic Operating Tables – MT600

Movements		Model:MT600
Tabletop trendelenburg	Reverse Trendelenburg	≥25°
	Trendelenburg	≥30°
Lateral Tilt (Left And Right)		≥20°
Head plate	Up	≥60°
	Down	≥75°
Back plate	Up	≥70°
	Down	≥30°
Leg plate	Up	≥15°
	Down	≥90°
	Outward	≥90°
Kidney Bridge Elevation		≥120mm

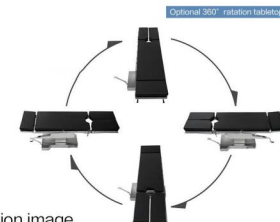
MT300 Manual Hydraulic Operating Tables

MT300 is widely used in chest, Abdominal surgery, ENT, gynaecology and obstetrics urology and orthopedics etc.

Hydraulic lift by foot pedal, head operated movements.

The base and column cover all made by premium 304 stainless steel.

Tabletop is made of composite laminate for X-ray, makes a high definition image.



Model	Site	Length	Width
MT300		≥2020mm	500mm
		Tabletop lowest height	Elevation range
		≤760mm	250mm

PARAMETER MT300 Manual Hydraulic Operating Tables

Movements		Model:MT300
Tabletop trendelenburg	Reverse Trendelenburg	≥25°
	Trendelenburg	≥25°
Lateral Tilt (Left And Right)		≥20°
Head plate	Up	≥45°
	Down	≥70°
Back plate	Up	≥75°
	Down	≥15° (Linkage)
Leg plate	Up	≥15°
	Down	≥90°
	Outward	≥90°
Kidney Bridge Elevation		≥110mm

MT100

Manual Hydraulic Operating Tables

All mechanically operate,hydraulic lift. Back and leg plate are controlled by gas spring. Worm gear drive adjust the lateral tilt (left/right) ,trendelenburg and anti-trendelenburg movements.Simple structure and easily operate. The "T-shape"base design meets the ergonomics principle, makes enough free space for the doctors and very suitable for general surgery.

Model \ Site	Length	Width	Tabletop lowest height	Elevation range
MT100	≥1980mm	500mm	≤750mm	300mm



PARAMETER Manual Hydraulic Operating Tables – MT100

Movements		Model:MT100
Tabletop trendelenburg	Reverse Trendelenburg	≥30°
	Trendelenburg	≥20°
Lateral Tilt (Left And Right)		≥20°
Head plate	Up	≥45°
	Down	≥90°
Back plate	Up	≥75°
	Down	≥30°
Leg plate	Up	≥15°
	Down	≥90°
	Outward	≥90°
Kidney Bridge Elevation		≥120mm

MT300D

Manual Hydraulic Operating Tables

MT300D is widely used in chest,Abdominal surgery,ENT,gynaecology and obstetrics,urology and orthopedics etc.Hydraulic lift by foot pedal,head operated movements.The base and column cover all made by premium 304 stainless steel.

Model \ Site	Length	Width
MT300D	≥1940mm	480mm
	Tabletop lowest height	Elevation range
	≤770mm	250mm



PARAMETER MT300D Manual Hydraulic Operating Tables

Movements		Model:MT300D
Tabletop trendelenburg	Reverse Trendelenburg	≥25°
	Trendelenburg	≥25°
Lateral Tilt (Left And Right)		≥20°
Head plate	Up	≥60°
	Down	≥90°
Back plate	Up	≥80°
	Down	≥10°
Leg plate	Up	≥15°
	Down	≥90°
	Outward	≥90°
Kidney Bridge Elevation		≥120mm

MT400B Hydraulic Gynecology Examination Table

Endearing appearance, various colors of mattress available, optional infant trolley. The base and column cover all made by premium 304 stainless steel. Good performance on anti-rust and easy to clean.



Model	Site	Length	Width	Tabletop lowest height	Elevation range
MA400B		≥1800mm	600mm	≤680mm	≥220mm

PARAMETER

Hydraulic Gynecology Examination Table --MT400B

Movements		Model:MT400B
Tabletop trendelenburg	Reverse Trendelenburg	≥8°
	Trendelenburg	≥22°
Back plate	Up	≥55°
	Down	≥10°

MT400 Hydraulic Gynecology And Obstetrics Table

Endearing appearance, various colors of mattress available, optional infant trolley.

The base and column cover all made by premium 304 stainless steel.

Good performance on anti-rust and easy to clean.

Model	Site	Length	Width
MT400		≥1760mm	600mm
		Tabletop lowest height	Elevation range
		≤680mm	≥240mm



PARAMETER

Hydraulic Gynecology And Obstetrics Table--MT400

Movements		Model:MT400
Tabletop trendelenburg	Reverse Trendelenburg	≥15°
	Trendelenburg	≥24°
Back plate	Up	≥62°
	Down	≥15°

Operating Table Accessories

Well Sold For 40 Years Worldwide Meet
The Basic Demands Of General Surgery

Lateral Positioning Surgery (Recommended Pads)



Supine Positioning Surgery (Recommended Pads)



Prostrate Positioning Surgery (Recommended Pads)



Lithotomy Positioning Surgery (Recommended Pads)



Operating Table Accessories

Well Sold For 40 Years Worldwide Meet The Basic Demands Of General Surgery



Lateral Arm Support

Pubis/Sternum Support



Skull Clamp 1003

Skull Clamp 1004

Base Unit And Head Rest



Rectal/Sacrum Surgery Support

Arm Board

Lateral Support



Spine Surgery Device

Universal Head Rest

External Kidney Bridge



Head Ring

Shoulder Support

Small Lateral Support



Orthopedic Traction 1005

Orthopedic Traction 1006

Carbon Fiber Orthopedic Traction 1007



Compensated Leg Supports

Shoulder Surgery Device


Lateral Support Pad



Arthroscopy Knee Immobilizer

Arm Surgery Support

Table Width Extender



Carbon Fiber Tabletop